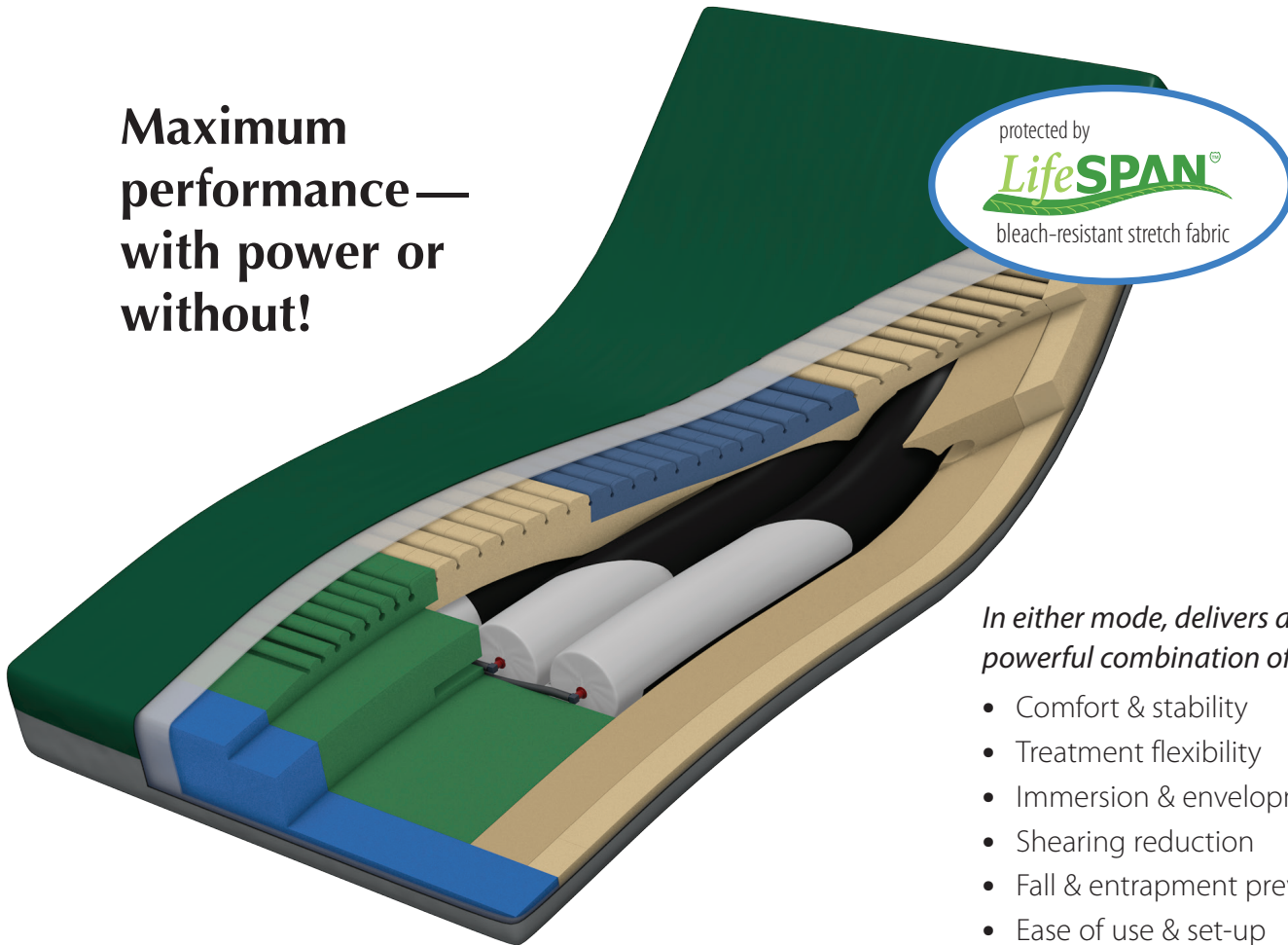


PressureGuard®

Span-Care® Convertible


Self-adjusting, convertible air therapy system

**Maximum
performance—
with power or
without!**



In either mode, delivers a powerful combination of:

- Comfort & stability
- Treatment flexibility
- Immersion & envelopment
- Shearing reduction
- Fall & entrapment prevention
- Ease of use & set-up
- Maintenance-free reliability.



SPAN

better science. better care.



SURFACES



BEDS



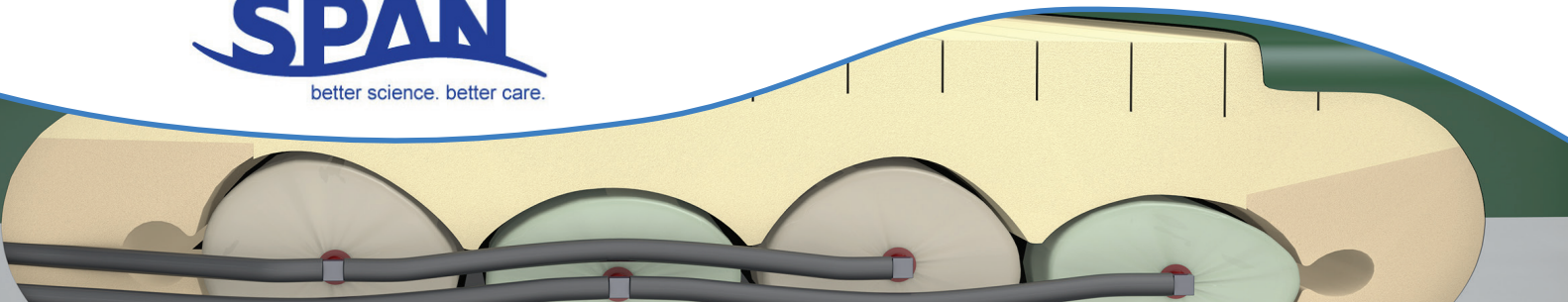
SEATING



POSITIONERS

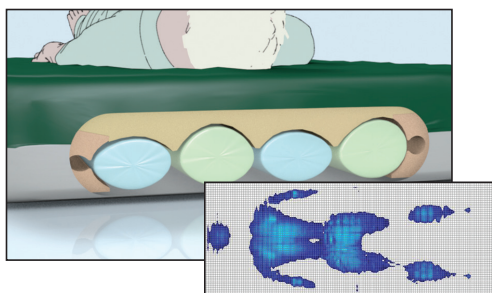


SKIN CARE



PressureGuard® Span-Care® Convertible: *Performance—by design.*

The Span-Care® convertible air therapy surface is engineered to empower busy caregivers with an ideal blend of high-end performance and trouble-free use.



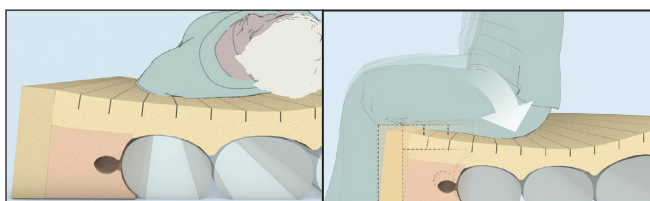
Use non-powered mode for pressure injury prevention in at-risk patients, early intervention of existing pressure injuries, or when a step-down surface is called for. Its self-adjusting system of synchronized air cylinders and pressure relief valves provide the correct level of immersion and envelopment for any user.



Add the simple, digital control unit when powered treatment modalities are necessary. Features include:

- alternating pressure mode
- powered flotation mode
- adjustable comfort settings
- audible low pressure alarm
- timed auto-firm mode

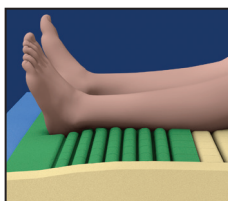
Packed with Span exclusives:




Safety Edge™ bolster design helps reduce risk of falls and entrapment.



Geo-Matt® segmented top surface helps eliminate shear, heat/moisture build-up.



Heel Slope® redistributes pressure to load-tolerant calves.



Shear Transfer Zones® cover design helps reduce effects of micro shear, macro shear, and rotational (pivot-induced) shear.

Item #	Dimensions
SC753629	75"L x 36"W x 7"H
SC803629	80"L x 36"W x 7"H
SC843629	84"L x 36"W x 7"H
SC804229	80"L x 42"W x 7"H
SC844229	84"L x 42"W x 7"H
SC85V29	Span-Care Convertible for recessed deck frames
Control Unit:	
5900	Add-on control unit
Weight limit:	Supports up to 500 lbs. (400 lbs. in powered mode). 42" models: 700 lbs. (600 lbs. in powered mode).
Cover:	LifeSpan™ bleach-resistant four-way stretch fabric. Fluid-resistant, anti-microbial, flame-resistant, wipes clean.
Weight:	Mattress: approximately 25 lbs. Control unit: 6.3 lbs.
Warranty:	Mattress: 5 years, non-prorated. Control unit: 18 months, non-prorated.
UL listed:	Yes
Flammability:	All models conform to NFPA 101 (Life Safety Code); CalTech bulletins #117, 129, and 603; CPSC 16 CFR Parts 1632 and 1633.

SPANAmerica
better science. better care.