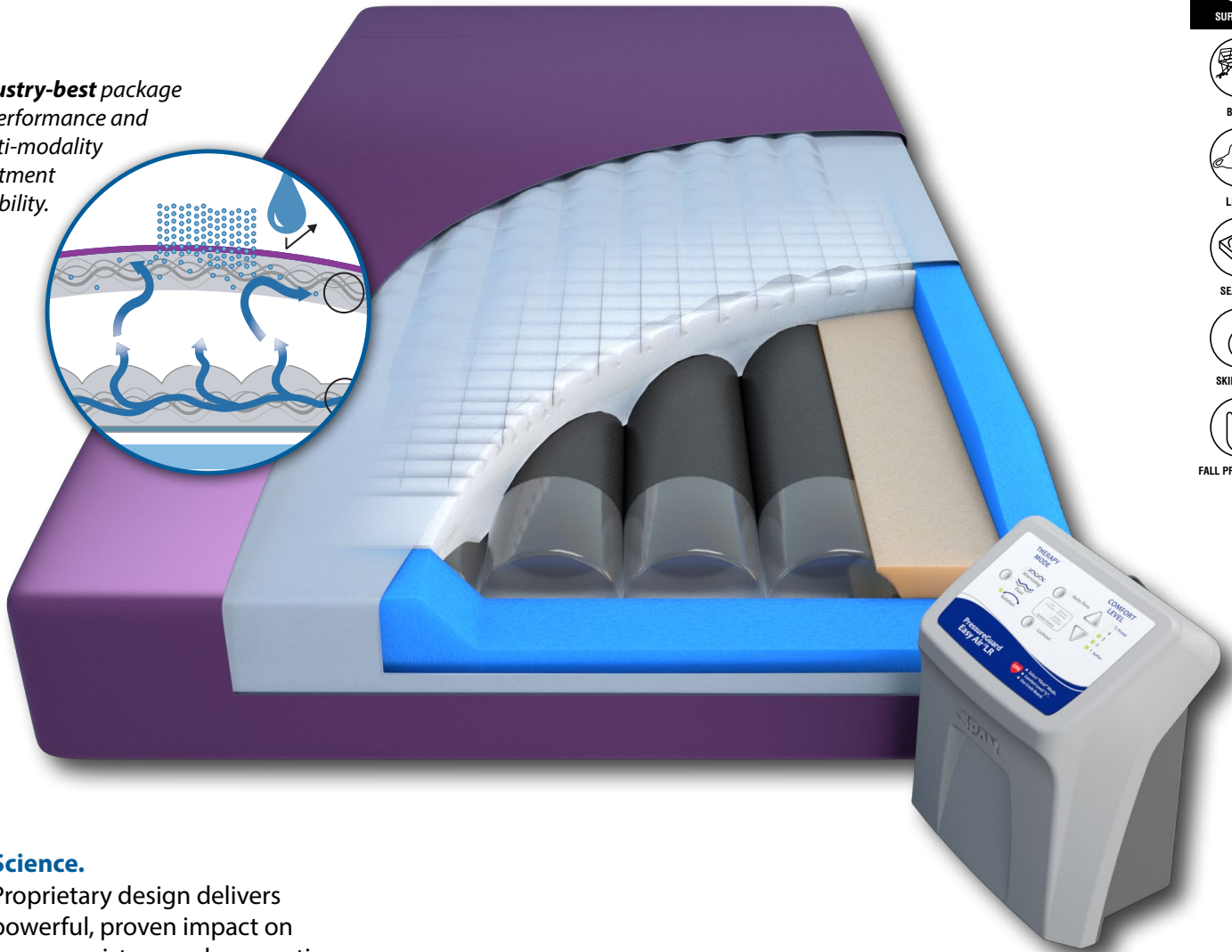
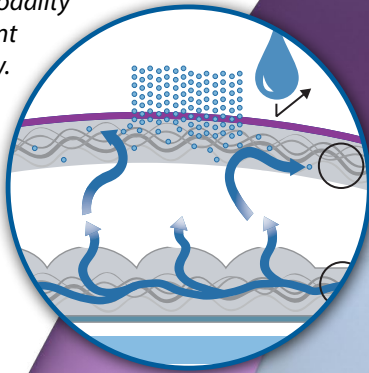


# PressureGuard Easy Air® LR

Microclimate Management with Alternating Pressure & Lateral Rotation

**Industry-best** package of performance and multi-modality treatment flexibility.



SURFACES



BEDS



LIFTS



SEATING



SKIN CARE



FALL PROTECTION

## Science.

Proprietary design delivers powerful, proven impact on excess moisture and maceration.


## Safety.

Minimizes risk associated with transfers, edge-of-bed/entrapment issues, and power loss.

## Simplicity.

Ease of operation and cleaning make it equally user-friendly in facility or at home.

**SPAN**  
better science. better care.

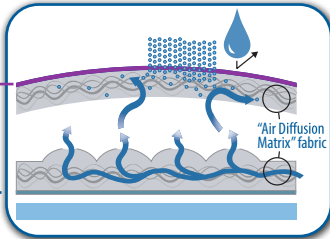


# PressureGuard Easy Air® LR

Packed with the design innovations that have made Span a recognized pioneer in high-performance microclimate management and pressure management systems:

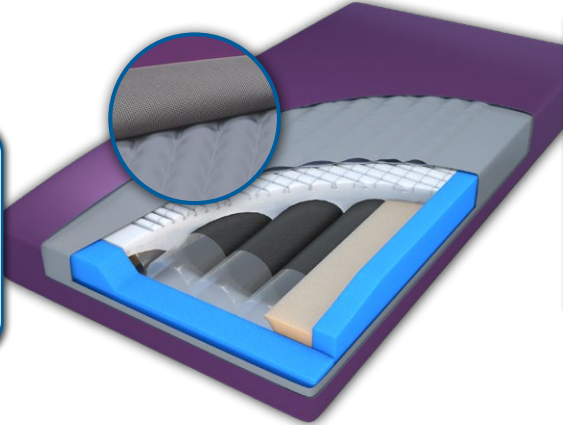
## Outer Coverlet

- Highly vapor-permeable
- Superior air flow
- Wipes clean in place with standard hospital-grade cleaners
- Zippered, machine-laundryable (air dry)



## Proprietary Air Diffusion Matrix™

three-dimensional liner helps ensure uninterrupted air flow in both cover and coverlet.

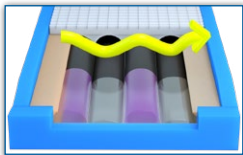


## Inner Air Delivery Cover


- Dedicated air supply
- Directs constant stream of air
- Sweeps away moisture vapor before it can re-form as liquid
- Reduces maceration

**PressureGuard Design:** Integrated air system/engineered foam shell with "Safety Edge" bolster system delivers superior edge-of-bed safety, stability and comfort.


**Treatment Flexibility:** Select one of three therapy modes:



**Alternating Pressure** gently changes loading across the surface (15-minute cycle).



**"Float" mode** provides active, powered flotation therapy.



**Lateral Rotation,** a versatile modality indicated for a variety of needs (15-minute cycle).

**THERAPY MODE**

Alternating

Float

Rotation

**COMFORT LEVEL**

5 Firmer

4

3

2

1 Softer

Auto Firm

Normal Pressure, Airflow, Activated System Status

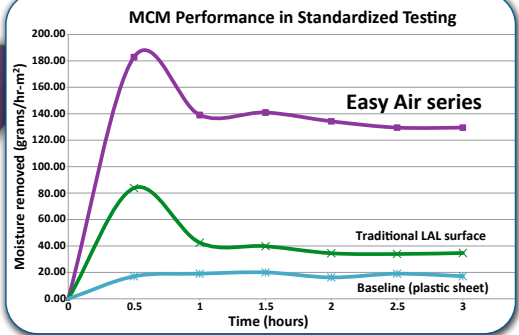
Lockout

- Does not deflate** during power interruption and transport.
- Timed (30-minute) Auto Firm** mode for added stability during transfers and ADL.
- Simple comfort adjustment**, including ultra-soft "Max Immersion" setting for users under 120 lbs.
- Lockout function** eliminates accidental or unintentional changes.
- Normal/Low Pressure** indicator.
- Streamlined, lightweight** control unit.
- Efficient: Uses less than 15 watts.**
- Generates less heat, noise** than traditional roll-up surfaces.
- Recessed, shielded connectors** for protection from impact, damage.
- Detachable power cord** for easy replacement.



## Patient indications:

- Patients with excessive skin moisture due to sweating, decreased mobility, inability or refusal to be repositioned.
- Patients with macerated skin due to any of the above.
- Patients with increased skin or body temperature due to infection, sepsis, or other conditions.
- Patients with a combined score  $\leq 5$  on Braden Moisture, Activity and Mobility scales.
- Treatment of Stage 1-4 Pressure Injuries.
- Prevention of Pressure injuries for high-risk patients.
- Some patients with stabilized flaps/grafts (see Span algorithm for parameters).



## Outstanding microclimate management performance

in controlled, standardized testing [Vol. 1: Requirements and Test Methods for Full Body Support Surfaces: American National Standards Institute (ANSI)/RESNA SS-1:2019].

## Specialty model

accommodates recessed deck ("V-deck") frames.



Item #	Description
L7535LR-29	Easy Air LR System 75"L x 35"W x 7"H
L8035LR-29	Easy Air LR System 80"L x 35"W x 7"H
L8435LR-29	Easy Air LR System 84"L x 35"W x 7"H
L8039LR-29	Easy Air LR System 80"L x 39"W x 7"H
L8439LR-29	Easy Air LR System 84"L x 39"W x 7"H
92726	Easy Air LR System 80"L x 42"W x 7"H
42137	Easy Air LR System 84"L x 42"W x 7"H
L8053LR-29	Easy Air LR System 80"L x 53"W x 7"H
L8453LR-29	Easy Air LR System 84"L x 53"W x 7"H
L85VLR29	Easy Air LR for Recessed Deck Frame
8210	Easy Air LR Control Unit

## Weight Limit:

500 lbs all models (350 lbs effective limit in Lateral Rotation mode). 39", 42" and 53" widths accommodate wider, non-bariatric beds for users up to 500 lbs. Bariatric (Easy Air XL) models also available for users up to 1000 lbs.

## Flammability:

Conforms to NFPA 101 (Life Safety Code); Cal. TB 117; ASTM E1590; and 16 CFR Parts 1632 and 1633.

## Complete System Includes Mattress, Control Unit, and Coverlet.

To order coverlet only, add "CLT-" to part number (example: CLT-L8035LR). Mattress Weight approx. 22 lbs. Two-year warranty (all components).

## Control Unit

Dimensions: 12" x 9.5" x 7" - Weight: 6 lbs. - Leakage Current: <250micro-amps Voltage: 120 AC - Max Current: 1.0 Amp Frequency: 60 Hertz

**Conforms to:** ANSI/AAMI ES60601-1:2005 + C1:2009 + A2:2010 + A1:2012 CAN/CSA-C22.2 NO. 60601-1:2014; EN 60601-1:2006 + A1:2013; ANSI/AAMI HA60601-1-11:2015; CAN/CSA-C22.2 NO. 60601-1-11:2015; IEC 60601-1-2:2014 (4th ed.); EN 60601-1-2:2014 (4th ed.)

[www.spanamerica.com](http://www.spanamerica.com)

800-888-6752 • PO Box 5231 Greenville, SC 29606  
ECO #1444 R0 • © 2020 Span-America Medical Systems, Inc.  
PL EA LR Microclimate Management with Alternating Pressure & LR

**SPAN**  
better science. better care.