

Lincoln Series

Span-America's most popular line of furniture



Lincoln offers a practical design with variety and selection to meet your demanding standards for residential décor.

Single Door Wardrobe with Hanging Bar & Shelf

Double Door Wardrobe with Hanging Bar & Shelf

One Door/Drawer Nightstand

Three Drawer Nightstand

Three Drawer Chest

Six Drawer Chest



Summer Flame

www.spanamerica.com

SPAN
better science. better care.

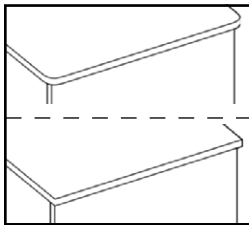
The Lincoln Series is a clean functional style with options to build out the right environment for your residents.



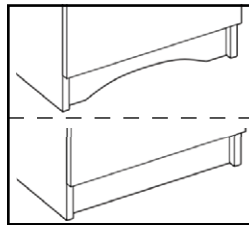
The attractive 7 finishes in the Lincoln Series are a direct match to the head and footboard finishes for all Span beds



Choose from our standard handles:



rounded/square corner top





arched/square base plate

Lincoln upgrade furniture options

| Description | Code | Dimensions |
|--|--------|----------------|
| 1 - Door/Drawer Nightstand  | W65061 | 20"Wx19"Dx30"H |
| 3 - Drawer Nightstand  | W65063 | 20"Wx19"Dx30"H |
| Nightstand Hutch  | W65060 | 19"Wx11"Dx21"H |
| 3 - Drawer Chest  | W65033 | 31"Wx19"Dx30"H |

| Description | Code |
|--|---------|
| 1 - Door Wardrobe with hanging bar and shelf - 25"Wx25"Dx76"H | |
| No Drawers  | W65031A |
| 1 internal drawer | W65031B |
| 2 internal drawers | W65031C |
| 1 external drawer | W65031D |
| 2 external drawers | W65031E |
| 2 - Door Wardrobe with hanging bar and shelf - 37"Wx25"Dx76"H | |
| No Drawers  | W65032A |
| 1 internal drawer | W65032B |
| 2 internal drawers | W65032C |
| 1 external drawer | W65032D |
| 2 external drawers | W65032E |

| Description | Code | Dimensions |
|--|--------|----------------|
| 4 - Drawer Chest  | W65034 | 31"Wx19"Dx30"H |
| 6 - Drawer Chest  | W65026 | 49"Wx19"Dx30"H |

Contact your local Span Representative
or call Beds/Furniture Customer Service:
800-268-8671

www.spanamerica.com

SPAN
better science. better care.