

SPAN

better science. better care.

Product Catalog



Table of Contents

SUPPORT SURFACES

PressureGuard® Series Overview	3
PressureGuard Easy Air®	4
PressureGuard Easy Air® LR and XL	5
PressureGuard® Protocol	6
The Topper	7
PressureGuard® APM ²	8
PressureGuard® APM ² Safety Supreme	9
PressureGuard® APM	10
PressureGuard Bariatric APM	11
PressureGuard CFT®	12
PressureGuard® Span-Care Convertible	13
PressureGuard® Custom Care® Convertible Series	14-15
PressureGuard® Custom Care® Convertible	16
PressureGuard® Custom Care® Convertible LAL	17
PressureGuard® Custom Care®	18
Span Surfaces for Recessed Deck Beds	19
Bariatric Solutions	20
Extra-Wide and Consumer Sizes	21
Bed Entrapment Compliance Overview	22-24
Geo-Mattress® Series Overview	25
Geo-Mattress® UltraMax™	26
Geo-Mattress® UltraMax for Stretchers	27
Geo-Mattress® Max®, Plus®, Pro, Pro RP	28
Geo-Mattress with Wings®	29
Geo-Mattress Atlas®	29
Geo-Mattress® HC, 350, Gel-80™	30
Risk Manager® Bedside Safety Mat	31
Geo-Matt® Surface Geometry Overview	42
Geo-Matt® Therapeutic Overlays	43
Delta Pediatric Overlays	44
Preventative and Convoluted Overlays	44

BEDS and FURNITURE

Bed and Furniture Overview	33
Encore expandable low bed	34-36
The Q-Series low beds	37
Rexx and Fast Rexx (and tool-less expander kits)	38
Advantage	39
Advantage ReadyWide®	40
Facility Furniture and Seating options	41

SEATING PRODUCTS

Span Seating Products Overview	45
Isch-Dish®	46
Isch-Dish® Thin	46
Equalizer®	47
EZ Dish®	47
Geo-Matt® Contour cushion	48
Geo-Matt® Wedge cushion	48
Gel-T® cushion	49
Geo-Matt® PRT 3" cushion	49
Geo-Matt® 4" cushion	49
Soft-Pedal™ cushion	50
Cross Cut cushion	50
Convoluted comfort cushion	50
Sacral Dish™ pressure relief back cushion	50
Sling-Fill™ Base	50
Geo-Wave® cushion	51
Short-Wave® cushion	51

POSITIONERS

Heel Manager™ Offloading Heel Elevator	32
Span+Aids® Patient Positioners	
Extremities	52
Surgical and Post-Operative	53-54
Abduction Pillows	54
Head and Body	55

SKIN CARE

Selan+®, Selan® Silver, Selan+AF®, Selan® DF and DM	56
---	----

CEILING LIFTS

Portable and Fixed Lifts	61
------------------------------------	----

SELECTION GUIDES

Support Surface Management Algorithm	57
PressureGuard® Air Therapy Surfaces Matrix	58
Seating Tissue Load Management Algorithm	59
Seating Matrix	60



Customer Support Information

Availability: Our products are available through a wide variety of medical distributors and suppliers. Contact your area sales representative or customer service with questions regarding availability through a particular vendor, or for the name of distributors or suppliers who service your area.

Lead Times: Manufacturing and shipping lead times vary by product type and availability. Contact customer service for lead times on specific orders.

Shipping Specifications: Regarding case dimensions, weight, etc., can be obtained through customer service.

Support Surfaces



Products manufactured at our Greenville, SC facility
Shipping: Most orders F.O.B. Greenville, SC or Salt Lake City, UT.

Customer Service & Technical Support:

Phone: 800-888-6752 (864) 288-8877
Monday-Friday 8:00 a.m. - 5:00 p.m. ET
Fax: (864)288-8692, 24 hours/day, 7 days/week
email: info@spanamerica.com

Technical Support: Phone 800-888-6752, ext. 2000,
or via email at technicalsupport@spanamerica.com

Lifts



Ceiling Lifts

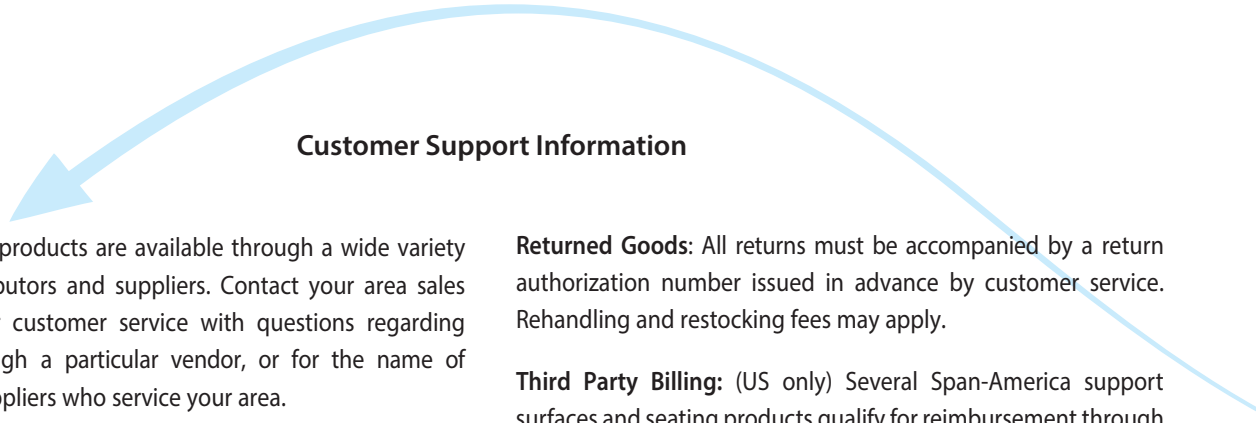
Product manufactured in North America

Technical Support:

Phone 819-481-1070 x1294
855-728-2742
Monday-Friday 8 a.m.-5 p.m. ET
email: info@savaria.com

Returned Goods: All returns must be accompanied by a return authorization number issued in advance by customer service. Rehandling and restocking fees may apply.

Third Party Billing: (US only) Several Span-America support surfaces and seating products qualify for reimbursement through the Medicare program and other public or private pay sources. All third party reimbursement must be applied for through your medical products supplier of choice.



Seating



Skin Care



Positioners



Bed Frames



Furniture



Products manufactured in our Beamsville, Ontario facility
Shipping: Most orders F.O.B. Beamsville, Ontario

Span Medical Products Canada, Inc.

A subsidiary of Span-America Medical Products, Inc.

Customer Service Contact Information:

Phone: 800-268-8671 (905) 563-8264
Monday-Friday 8:30 a.m. - 4:30 p.m. ET
Fax: (905) 563-8680, 24 hours/day, 7 days/week
email: beds@spanamerica.com





PressureGuard® Series

In the crowded world of specialty support surfaces, the PressureGuard® series truly stands apart. Packed with patented technical innovations, every PressureGuard model combines the effectiveness of an air flotation system with the unmatched stability and safety of a multi-component engineered foam shell:



1 Premium healthcare fabrics

Vapor barrier cover is fluid-proof, cleanable, self-deodorizing, and antimicrobial. Several models include proprietary LifeSpan™ bleach-resistant stretch fabric (see page 15).



2 Time-tested Geo-Matt® Design

Clinically-proven Geo-Matt® design creates a unique, anti-shearing top surface. 800 individually responsive cells in distinct head, torso, and foot zones enhance therapeutic support and comfort. (see page 42)



3 Patented Heel Slope®

Exclusive Heel Slope® feature redistributes load to pressure-tolerant lower legs and calves. Subtle taper reduces heel pressures while providing complete foot support.



4 Patented "Safety Edge"™

Unlike air-only surfaces, PressureGuard's edge won't collapse under a user's weight. Sturdy outer bolster maintains firm support, while slotted inner bolster compresses slightly, angling inward toward mattress center.



5 The "Safety Edge" advantage:

- **On air-only surfaces**, edge collapses when user nears side. Nothing prevents user from rolling off, or becoming entrapped under siderail.
- **On PressureGuard**, two-part bolster system directs user toward mattress center, away from edge and siderail hazards.



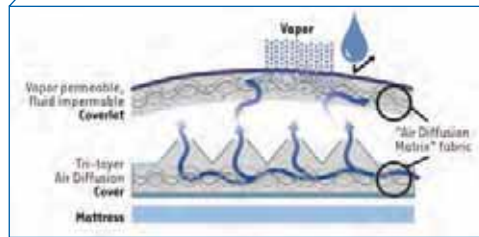
6 The "Safety Edge" advantage also:

- **On air-only surfaces**, user can slide off bed as edge collapses beneath his weight.
- **On PressureGuard**, two-part bolster creates a wedge effect. Supports seated user on mattress edge, adding safety to egress and entry.

PressureGuard EASY AIR®



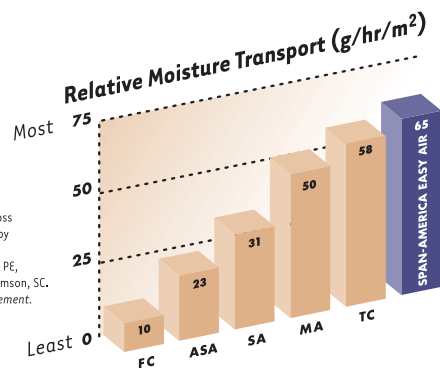
Easy Air's patented "Air Diffusion Matrix" design maximizes removal of excess moisture.



Clinicians choose microclimate management to address excessive perspiration and heat that may cause maceration and lead to skin breakdown. The PressureGuard Easy Air is independently documented to outperform every leading microclimate management system (LAL) in this key performance area. The exclusive Air Diffusion Matrix™ technology and patented PressureGuard air/foam design provide microclimate management (LAL) without compromising pressure redistribution and support.

Easy Air maintains inflation in a power outage. Its stable surface won't "swallow up" the user. And its Safety Edge™ won't collapse, making transfers safer. Doesn't make the user too hot or too cold, either. Ultra-simple to set up, clean and use. Selectable comfort level. "On/Off" buttons control air flow and alternating pressure features separately.

System includes mattress, controller unit and machine washable coverlet.



Data Source:
A Proposed Method for Quantifying Low-Air-Loss Mattress Performance by Moisture Transport, Richard S. Figliola PhD, PE, Clemson University, Clemson, SC. *Ostomy/Wound Management*, 2003;49(1):32-41.

Therapy Provided

- ✓ Microclimate Management ["Low Air Loss" (LAL)]
- ✓ Alternating Pressure
- ✓ Powered Pressure Redistribution

QUICK FACTS

Indications:

- Excessive perspiration or maceration
- Treatment of Stage 1-4 pressure injuries
- High risk patients requiring aggressive prevention
- Patients with stabilized flaps/grafts¹

Key Advantages:

- Documented superiority in moisture removal
- Won't deflate in power outage
- Includes alternating pressure mode
- PressureGuard® design: stability, safety, anti-shearing

Item #	Description
L7535-29	Easy Air System 75"L x 35"W x 7"H
* L7835-29	Easy Air System 78"L x 35"W x 7"H
L8035-29	Easy Air System 80"L x 35"W x 7"H
L8435-29	Easy Air System 84"L x 35"W x 7"H
* L8039-29	Easy Air System 80"L x 39"W x 7"H
* 6470029	Easy Air System 80"L x 42"W x 7"H
* 81300	Easy Air System 84"L x 42"W x 7"H

* Allow up to 10 working days lead time for this size.

Complete System Includes Mattress, Control Unit, and Coverlet.

To order Coverlet only, add "CLT-" to part number (example: CLT-L8035).

Medicare Approved:	E0277 (Group II)
Weight limit:	500 lbs.
Warranty:	2 years, non-prorated
Mattress Weight:	22 lbs.
UL listed:	Yes

All models are certified for conformance to NFPA 101 (Life Safety Code) – ASTM E1590; Cal Tech Bulletin #117 and 16 CFR Parts 1632 and 1633 by an independent testing organization.

¹ If the patient has a flap or graft that is less than 4 week post-op, total off-loading (proning) or air fluidized therapy is recommended. Avoid sliding patient on surface during repositioning, ADLs and transfers. Float or alternating pressure modes (not lateral rotation) are recommended when the patient is placed directly on the flap or graft. *Source: Wound Care Practice, Sheffield, P. 1st edition, 2004, Chapter 17, P. 345.* Other Span surfaces may be appropriate if used according to the guidelines.

WARNING: Cancer and Reproductive Harm – www.P65Warnings.ca.gov



Therapy Provided

- ✓ Microclimate Management (LAL)
- ✓ Alternating Pressure
- ✓ Lateral Rotation¹
- ✓ Powered Pressure Redistribution

QUICK FACTS

Indications

(in addition to those for Easy Air, p. 4):

Lateral Rotation for patients who find frequent manual repositioning painful or need more frequent repositioning

Item #	Description
L7535LR-29	Easy Air LR System 75"L x 35"W x 7"H
L8035LR-29	Easy Air LR System 80"L x 35"W x 7"H
L8435LR-29	Easy Air LR System 84"L x 35"W x 7"H
* L8039LR-29	Easy Air LR System 80"L x 39"W x 7"H
* L8439LR-29	Easy Air LR System 84"L x 39"W x 7"H
* 92726	Easy Air LR System 80"L x 42"W x 7"H
* L8053LR-29	Easy Air LR System 80"L x 53"W x 7"H
* L8453LR-29	Easy Air LR System 84"L x 53"W x 7"H
L85VLR-29	Easy Air LR for recessed deck frame (see page 19)
8200	Easy Air LR control unit only

*Allow up to 10 working days lead time for this size.

Medicare Approved:	E0277 (Group II)
Weight limit:	LR models support 500 lbs in FLOAT and ALTERNATING, 350 lbs in ROTATION.
Warranty:	2 years, (all components)
Mattress Weight:	Approx. 22 lbs.
UL listed:	Yes

Therapy Provided

- ✓ Microclimate Management (LAL)
- ✓ Alternating Pressure
- ✓ Powered Pressure Redistribution

QUICK FACTS

Indications:


(in addition to those for Easy Air, p. 4):

Patients weighing 350-1000 pounds with excess skin moisture (do not use for patients weighing less than 350 lbs.).

Item #	Description
L8042XL-29	Easy Air XL system, 80"L x 42"W x 7"H
L8048XL-29	Easy Air XL system, 80"L x 48"W x 7"H
* L8053XL-29	Easy Air XL System, 80"L x 53"W x 7"H
* L8442XL-29	Easy Air XL System, 84"L x 42"W x 7"H
* L8448XL-29	Easy Air XL System, 84"L x 48"W x 7"H
* L8453XL-29	Easy Air XL System, 84"L x 53"W x 7"H
8300	Easy Air XL Bariatric control unit only

* Allow up to 10 working days lead time for this size.

PressureGuard EASY AIR® LR



The all-in-one Easy Air LR model puts caregiver just a button-push away from a powerful, additional treatment modality, "Lateral Rotation" (LR). The unique PressureGuard approach to LR has been documented to help wounds close more than three times faster than on other commonly provided air therapy surfaces¹. Beyond pure pressure management, Lateral Rotation gives caregivers a versatile tool that is indicated for a wide variety of user needs.

¹Anderson, C. et al. Lateral rotation mattresses for wound healing. *Ostomy/Wound Management* April 2004;50(4):50-62.

WARNING: Cancer and Reproductive Harm – www.P65Warnings.ca.gov

PressureGuard EASY AIR® XL





All models are certified for conformance to NFPA 101 (Life Safety Code) – ASTM E1590; Cal Tech Bulletin #117 and 16 CFR Parts 1632 and 1633 by an independent testing organization.

Additional bariatric options available – see page 20.



SURFACES

PressureGuard® Protocol®




Span-America's new PressureGuard Protocol® provides caregivers an unmatched combination of microclimate management, pressure redistribution, ease of use and patient/caregiver safety.

Protocol's proprietary air delivery cover design supplies a gentle flow of air directly to the underside of its highly vapor permeable coverlet, carrying away excess moisture vapor to help protect vulnerable skin. Thanks to its innovative design, the Protocol's efficient control unit generates substantially less heat and noise than traditional high-output low air loss blowers while consuming less power.

Caregivers can select subtle alternating pressure or powered flotation treatment modes. Auto firm mode provides additional surface stability for ADLs, transfers, and feeding when desired, then automatically resumes the selected treatment mode after 30 minutes. Unlike typical roll-up surfaces, Protocol can maintain its inflation in a power outage or during transport. System includes mattress, control unit and machine washable coverlet.

Raised Perimeter models add an extra measure of safety by helping to prompt the user away from edge of bed.



Therapy Provided

- ✓ Microclimate Management [“Low Air Loss” (LAL)]
- ✓ Alternating Pressure
- ✓ Powered Pressure Redistribution

QUICK FACTS

Indications

- Excessive perspiration or maceration
- Treatment of Stage 1-4 pressure injuries
- Prevention for high risk patients

Key Advantages:

- Effective moisture management
- Powered flotation mode
- Produces less heat & noise than typical LAL unit
- PressureGuard® design: stability, safety, anti-shearing

Item #	Description
<i>All models include mattress, coverlet and 3400 control unit</i>	
P7535-29	Protocol, 75”L x 35”W x 7”H
P8035-29	Protocol, 80”L x 35”W x 7”H
P8435-29	Protocol, 84”L x 35”W x 7”H
23173	Protocol, 80”L x 42”W x 7”H
17108	Protocol, 84”L x 42”W x 7”H
<i>Protocol models with raised perimeter (7”H, 9”H side)</i>	
69212	Protocol, 80”L x 35”W with raised perimeter
33905	Protocol, 84”L x 35”W with raised perimeter
72235	Protocol, 80”L x 42”W with raised perimeter
81990	Protocol, 84”L x 42”W with raised perimeter
3400	Protocol control unit only
Control unit:	Weight: 11.5 lbs. Dimensions: 14” x 9.25” x 6.5” Voltage: AC 110-120V Frequency: 60 Hertz Certification: CAN/CSA-C22.2 No.60601-1-08 and AAMI E560601-1:2005
Flammability:	All models are certified for conformance to NFPA 101 (Life Safety Code) – ASTM E1590; Cal Tech Bulletin #117 and 16 CFR Parts 1632 and 1633 by an independent testing organization.
Medicare Coding:	Meets requirements of E0277 (Group II)
Weight limit:	400 lbs. (500 lbs. at 42”)
Mattress weight:	approx. 22 lbs. (28 lbs. at 42”)
Warranty:	18 months non-prorated

WARNING: Cancer and Reproductive Harm – www.P65Warnings.ca.gov



Therapy Provided

- ✓ Microclimate Management

QUICK FACTS

Indications

- Excessive perspiration or maceration
- The Topper is indicated for use in combination with a pressure redistributing surface to aid in the prevention and treatment of skin breakdown and pressure injuries through Stage 4 by reducing excess heat and moisture within the microclimate, especially in patients who are obese, febrile and/or diaphoretic due to infection, antibiotics and/or analgesics.

Key Advantages:

- Helps keep vulnerable skin cool, dry and comfortable
- Works to reduce heat, moisture, shear, pressure, odor
- Convenient setup, maintenance and storage
- Multi-patient use – easily wiped clean and disinfected in place
- Quiet, powerful air flow




The Topper attaches like a fitted sheet to any standard pressure-redistributing healthcare support surface. Its low-profile design provides advantages in safety, comfort and patient transfer compared to traditional low air loss overlays. Available in three widths, The Topper accommodates 500 lbs. on 36" wide, 750 lbs. on the 42" wide, and up to 1,000 lbs. on the 48" wide versions.

Item #	Description / Dimensions
MEM36	The Topper, system (80" L x 36" W)
MEM8436	The Topper, system (84" L x 36" W)
MEM42	The Topper, system (80" L x 42" W)
MEM8442	The Topper, system (84" L x 42" W)
MEM48	The Topper, system (80" L x 48" W)
MEM8448	The Topper, system (84" L x 48" W)
MEM7554	The Topper, system (75" L x 54" W)
MEM8054	The Topper, system (80" L x 54" W)
MEM8060	The Topper, system (80" L x 60" W)
MEM8460	The Topper, system (84" L x 60" W)
2100	Control unit only


System includes fitted air cover, powered control unit, carry bag.

WARNING: Cancer and Reproductive Harm – www.P65Warnings.ca.gov

THE
TOPPER
MICROENVIRONMENT MANAGER™



Easy on / Easy off add-on
powered air flow cover



Convenient Setup,
Maintenance and Storage



PressureGuard® APM^{2.0}

PressureGuard® APM² with digital control unit



Now made with
LifeSPAN™
fortified healthcare fabric
bleach-resistant fabric cover
(see page 15 for details)

¹ In situations where positioning on the pressure ulcer cannot be avoided (e.g. the individual has multiple ulcers on multiple surfaces), limit the amount of time the individual is positioned on the ulcer. Source: NPAUP/EPLUAP Pressure Ulcer Prevention and Treatment, Clinical Practice Guideline, p 66-67

Therapy Provided

- ✓ Powered Pressure Redistribution
- ✓ Alternating Pressure
- ✓ Lateral Rotation

The APM² has been an industry-leading air therapy solution for more than a decade, based in large part on its documented superiority vs. typical, roll-up treatment surfaces. Newly upgraded cover design and control unit provide even greater immersion, envelopment, shear reduction, treatment flexibility, caregiver ergonomics and user comfort.

QUICK FACTS

Indications:

- Treatment of Stage 1-4 pressure injuries
- Patients that can't/won't reposition frequently
- Can be positioned off pressure injury in at least two positions¹
- Prevention for high risk patients

– New, Upgraded Features –

Digital Multi-function Control Unit



Lightweight and quiet, it delivers an unmatched combination of treatment flexibility, ease of use, and dependability.

- Low Pressure indicator light and selectable audible alarm.
- Power Failure indicator light and selectable audible alarm.
- Simple, indexed comfort adjustment.
- Timed (20-minute) "Auto Firm" mode for transfers, ADLs, & CPR.
- "Float" mode provides powered flotation therapy.
- "Alternate" mode changes loading in 10-minute cycle; controlled at mattress for choice of lateral rotation or alternating pressure therapy.

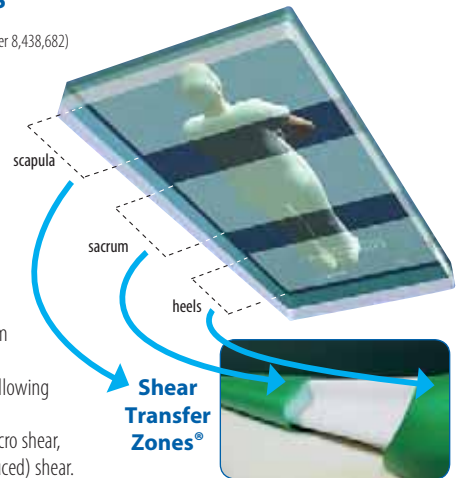


Shear Transfer Zones® Cover Design (US Patent Number 8,438,682)

In addition to the Geo-Matt® segmented top surface, Span-America's exclusive Shear Transfer Zones® provides an additional measure of shearing protection in the form of the silicone-coated, shear-minimizing fabric bands located on the underside of the bi-directional stretch cover.

This Shear Transfer Zones design helps:

- Prevent heels, sacrum, and scapula from "digging into" surface.
- "Glide" user back to original position following HOB elevation.
- Protect against damaging effects of micro shear, macro shear, and rotational (pivot-induced) shear.
- Provide patient stability by transferring shear to more shear-tolerant anchor points.



Item #	Description	Dimensions
5875LR-29	APM ² with digital control unit	75"L x 35"W x 7"H
5880LR-29	APM ² with digital control unit	80"L x 35"W x 7"H
5884LR-29	APM ² with digital control unit	84"L x 35"W x 7"H
* AP28039-29	APM ² with digital control unit	80"L x 39"W x 7"H
* AP28439-29	APM ² with digital control unit	84"L x 39"W x 7"H
* 3715629	APM ² with digital control unit	80"L x 42"W x 7"H
5900	Digital control unit only	

* Allow up to 10 working days lead time for this size.

Control Unit: Weight: 6.3 lbs. Dimensions: 12" x 7.5" x 5"
Voltage: 120 AC Max current: 1.0 Amp
Frequency: 60 Hertz UL Listing: Certified to IEC 60601-1-1

Medicare Approved: E0277 (Group II)
Weight limit: 350 lbs
Mattress weight: approx. 20 lbs.
Warranty: 18 months (all components)

All models are certified for conformance to NFPA 101 (Life Safety Code) – ASTM E1590; Cal Tech Bulletin #117 and 16 CFR Parts 1632 and 1633 by an independent testing organization.



PressureGuard® APM² Safety Supreme



Therapy Provided

- ✓ Powered Pressure Redistribution
- ✓ Alternating Pressure
- ✓ Lateral Rotation
- ✓ Raised Safety Perimeter

Combines all the features of the top-selling PressureGuard® APM², plus the added safety benefits of raised perimeter edges. The Safety Supreme incorporates the proprietary Geo-Mattress with Wings® raised perimeter design to help prompt the user away from the edge of the bed. Provides protection from pressure injuries, falls, fire, restraints and siderail entrapment – all in one easy-to-use package.

QUICK FACTS

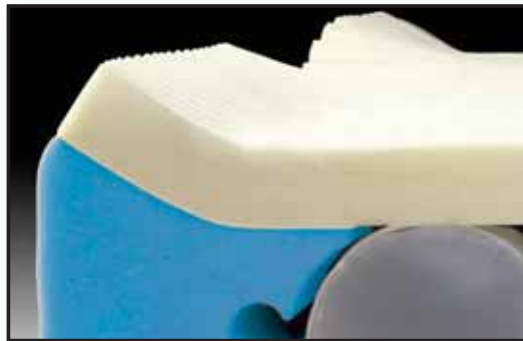
Indications:

(in addition to APM² p. 8):

- Patients at risk for falls

Exclusive Raised Perimeter

incorporates the unique "edge-to-edge" design to help prompt user away from edge of bed without compromising skin integrity.



Item #	Description
SAF5875-29	Safety Supreme, 75"L x 35"W x 7"H center, 9"H side
SAF5880-29	Safety Supreme, 80"L x 35"W x 7"H center, 9"H side
SAF5884-29	Safety Supreme, 84"L x 35"W x 7"H center, 9"H side
* 37890	Safety Supreme, 80"L x 42"W x 7"H center, 7"H side
* 33530	Safety Supreme, 84"L x 42"W x 7"H center, 7"H side
5900	Digital control unit

* Allow up to 10 working days lead time for this size.

Medicare Approved: E0277 (Group II)

Weight limit: 350 lbs.

Warranty: 18 months (all components)

Mattress Weight: approx. 20 lbs.

UL listed: Yes

All models are certified for conformance to NFPA 101 (Life Safety Code) – ASTM E1590; Cal Tech Bulletin #117 and 16 CFR Parts 1632 and 1633 by an independent testing organization.

 **WARNING:** Cancer and Reproductive Harm – www.P65Warnings.ca.gov



PressureGuard® APM



Therapy Provided

- ✓ Powered Pressure Redistribution
- ✓ Alternating Pressure

QUICK FACTS

Indications

- Treatment of Stage 1-4 pressure injuries
- Patients that can't/won't reposition frequently
- Patients that can be positioned off pressure injury in at least two positions
- Prevention for high risk patient

Key Advantages:

- Simple operation
- Powered flotation mode
- Gentle and efficient pressure changes
- PressureGuard® design: stability, safety, anti-shearing

Unlike other alternating pressure mattresses, the PressureGuard APM won't create extreme pressure gradients between inflated and deflated cylinders.

On top, the Geo-Matt anti-shearing surface forms a comfortable, therapeutic interface between the air system and the user. It absorbs and smooths sharp pressure drop-offs that other surfaces can't, while the air system does the "heavy lifting" below, alternating weight-bearing across the surface in ten-minute cycles. Or, select "Float" mode for effective powered flotation.

Other standard PressureGuard features include the exclusive Heel Slope taper, and two-part Safety-Edge bolster system for added stability when sitting or transferring. Bacteriostatic top fabric is fluid-proof, fire resistant, tear resistant, cleanable, and replaceable.

Item #	Description
5175-29	PressureGuard® APM, w/standard control unit, 75"L x 35"W x 7"H
5180-29	PressureGuard® APM, w/standard control unit, 80"L x 35"W x 7"H
5184-29	PressureGuard® APM, w/standard control unit, 84"L x 35"W x 7"H
5500	Standard control unit only

Medicare Approved: E0277 (Group II)
Weight limit: 350 lbs.
Warranty: 18 months non-prorated.
Mattress weight: 20 lbs.
Control unit: 5.25 lbs.
UL listed: Yes

The PressureGuard® APM is recognized for reimbursement under Medicare Code: E0277.

All models are certified for conformance to NFPA 101 (Life Safety Code) – ASTM E1590; Cal Tech Bulletin #117 and 16 CFR Parts 1632 and 1633 by an independent testing organization.

⚠ WARNING: Cancer and Reproductive Harm – www.P65Warnings.ca.gov



PressureGuard® Bariatric APM



Segmented top reduces sharp pressure drop-offs, while air system below handles the “heavy lifting,” alternating weight-bearing across the surface in user-selectable intervals. “Two up, one down” inflation pattern ensures maximum patient support throughout the cycle.

Powerful Digital Control Unit

- Up to four times the air output of conventional units.
- Eight electronically-controlled comfort settings.
- Programmable cycle times of 20, 25, 30 or 35 minutes.
- Low pressure indicator and audible alarm.



Therapy Provided

- ✓ Powered Pressure Redistribution
- ✓ Alternating Pressure for users up to 750 lbs.

QUICK FACTS

Indications:

- Aggressive treatment (through Stage 4)
- Prevention of pressure injuries in immobile or high risk patients
- Can't or won't reposition frequently
- Can be positioned off the pressure injury

Key Advantages:

- Simple operation
- Gentle and effective pressure changes
- Customizable firmness and time settings
- PressureGuard design: stability, safety, anti-shearing

Item #	Description
AP8042-29	Bariatric APM, 80”L x 42”W x 7”H
AP8048-29	Bariatric APM, 80”L x 48”W x 7”H
AP8054-29	Bariatric APM, 80”L x 54”W x 7”H
* AP8442-29	Bariatric APM, 84”L x 42”W x 7”H
AP8448-29	Bariatric APM, 84”L x 48”W x 7”H
* AP8454-29	Bariatric APM, 84”L x 54”W x 7”H
7500	Bariatric APM Control Unit Only

* Allow up to 10 working days lead time for this size.

Medicare Approved:	E0277 (Group II)
Weight limit:	750 lbs.
Warranty:	18 months (all components)
Mattress Weight:	Approx. 25 lbs.
UL listed:	Yes


Additional bariatric options available – see page 20.

All models are certified for conformance to NFPA 101 (Life Safety Code) – ASTM E1590; Cal Tech Bulletin #117 and 16 CFR Parts 1632 and 1633 by an independent testing organization.

 **WARNING:** Cancer and Reproductive Harm – www.P65Warnings.ca.gov



PressureGuard® CFT®




The revolutionary PressureGuard CFT's Constant Force Technology® automatically adjusts a network of interconnected air cylinders and elasticized reservoirs to the appropriate, therapeutic level, regardless of the user's weight or position.

The CFT non-powered system is approved for reimbursement as a Group II support surface, based on head-to-head studies in which it outperformed leading powered systems in pressure injury healing.

The CFT is extremely cost effective. Requires virtually no set-up, programming, or maintenance other than periodic air boost (Air System Renewal Kit is required). Wipes clean. Generates no noise or heat and uses no electricity, making it immune to power interruptions.

Use it in-facility to slash rental costs, increase user satisfaction, and improve regulatory compliance on issues from skin care to bed safety. Or, select it as a trouble-free but supremely effective option for at-home users.



As user shifts position, reservoirs absorb displaced air to accommodate load and re-equalize pressures.



SURFACES

Therapy Provided

- ✓ Non-powered (Air) Reactive Pressure Redistribution

QUICK FACTS

Indications:

- Treatment of Stage 1-4 pressure injuries
- Prevention of skin breakdown in the high risk or severely compromised patient
- Patient can be positioned off the injury in at least 2 positions¹
- History of previously healed pressure injuries
- Can be repositioned frequently
- Poorly padded bony prominences

Key Advantages:

- Proven for both pressure injury/ulcer healing and prevention
- Outperforms powered systems for wound healing*
- Medicare covered (non-powered Group II)
- No controls to adjust
- No reliance on power source
- PressureGuard® design: stability, safety, anti-shearing

Item #	Description
8075-29	PressureGuard CFT®, 75"L x 35"W x 7"H
* 8280-29	PressureGuard CFT®, 80"L x 32"W x 7"H
8080-29	PressureGuard CFT®, 80"L x 35"W x 7"H
8084-29	PressureGuard CFT®, 84"L x 35"W x 7"H
* CF8042-29	PressureGuard CFT®, 80"L x 42"W x 7"H Bariatric
* CF8048-29	PressureGuard CFT®, 80"L x 48"W x 7"H Bariatric
* CF8054-29	PressureGuard CFT®, 80"L x 54"W x 7"H Bariatric
* CF8442-29	PressureGuard CFT®, 84"L x 42"W x 7"H Bariatric
* CF8448-29	PressureGuard CFT®, 84"L x 48"W x 7"H Bariatric
* CF8454-29	PressureGuard CFT®, 84"L x 54"W x 7"H Bariatric
SERVICE-00	Air System Renewal Kit (includes hand pump and auto-adjust valve)

Twin/Full/Queen/King sizes available: See In-Home Styles – page 21. Additional bariatric options available – see page 20.

* Allow up to 10 working days lead time for these sizes.

Medicare Approved: E0373 (Group II)
Weight limit: 500 lbs.
 750 lbs. Bariatric models and Full/Queen/King sizes
Warranty: 5 years, non-prorated
Mattress Weight: 21 lbs.

All models are certified for conformance to NFPA 101 (Life Safety Code) – ASTM E1590; Cal Tech Bulletin #117 and 16 CFR Parts 1632 and 1633 by an independent testing organization.

¹ In situations where positioning on the pressure injury cannot be avoided (e.g. the individual has multiple injuries on multiple surfaces), limit the amount of time the individual is positioned on the injury. Source: NPAUP/EPUAP Pressure Ulcer Prevention and Treatment, Clinical Practice Guideline, p 66-67

*Studies available upon request



PressureGuard® Span-Care® Convertible

made with
LifeSPAN™

bleach-resistant stretch fabric



Performance, comfort and flexibility — with or without power!

The Span-Care® convertible air therapy surface is engineered to empower busy caregivers with an ideal blend of high-end performance and trouble-free ease of use.

In non-powered mode, use the Span-Care convertible for pressure injury prevention in at-risk patients, early intervention of existing pressure injuries, or when a step-down surface is called for. Its self-adjusting system of synchronized air cylinders and pressure relief valves provide the correct level of immersion and envelopment for any user.

Add the simple, digital control unit when powered treatment modalities are necessary. Adjustable comfort settings, audible low pressure alarm and a timed auto-firm mode ensure maximum usability.

In either mode, the Span-Care convertible delivers an unmatched combination of extreme patient comfort, crucial safety and stability, proven pressure management and maintenance-free reliability.

¹In situations where positioning on the pressure injury cannot be avoided (e.g. the individual has multiple injuries on multiple surfaces), limit the amount of time the individual is positioned on the injury.
Source: NPAUP/EPUAP Pressure Ulcer Prevention and Treatment, Clinical Practice Guideline, p 66-67

WARNING: Cancer and Reproductive Harm – www.P65Warnings.ca.gov

Therapy Provided

- ✓ Non-powered (Air) Reactive Pressure Redistribution
- With control unit added:*
- ✓ Alternating Pressure
- ✓ Powered Pressure Redistribution

QUICK FACTS

Indications:

- Treatment of Stage 1-4 pressure injuries
- Patient can't/won't reposition frequently
- Can be positioned off the pressure injury in at least 2 positions¹
- Prevention for high risk patients

Key Advantages:

- Minimized shearing through Geo-Matt® surface geometry and Shear Transfer Zones® on bi-directional stretch cover
- Minimized risk of falls and bed entrapment through Safety Edge™ bolster design
- Flexible treatment modalities, including alternating pressure and powered flotation
- Easy-to-use, easy-to-connect control unit

Item #	Description
SC753629	75"L x 36"W x 7"H
SC803629	80"L x 36"W x 7"H
SC843629	84"L x 36"W x 7"H
SC803929	80"L x 39"W x 7"H
SC804229	80"L x 42"W x 7"H
SC844229	84"L x 42"W x 7"H
* SC804829	80"L x 48"W x 7"H
* SC805429	80"L x 54"W x 7"H
SC85V29	Span-Care Convertible for recessed deck frames
Control Unit: 5900	Add-on control unit
* Allow up to 10 working days lead time for these sizes.	
Weight limit:	Supports up to 500 lbs. (400 in powered mode) 42" models: 700 lbs. (600 in powered mode)
Weight:	Mattress: approximately 25 lbs. Control unit: 6.3 lbs.
Warranty:	Mattress: 5 years, non-prorated Control unit: 18 months, non-prorated
UL listed:	Yes
Flammability:	All models are certified for conformance to NFPA 101 (Life Safety Code) – ASTM E1590; Cal Tech Bulletin #117 and 16 CFR Parts 1632 and 1633 by an independent testing organization.





PressureGuard® Custom Care® Convertible Series

With its innovated “Star Chamber” design, the PressureGuard® Custom Care® Convertible Series delivers an unmatched combination of outcomes, comfort and safety – plus all the treatment flexibility associated with convertible surfaces.


Putting the “air” back in air therapy

Typical non-powered reactive surfaces have been a product of compromise. They are expected to deliver high-end therapy, like an air treatment surface. But their foam foundation is little different than a simple foam mattress. While this typical system design can provide some measure of effectiveness, the foam construction ultimately limits what it can achieve.

Span-America knew there was a better way to provide non-powered therapy. The result is the revolutionary PressureGuard Custom Care Convertible Series. Its innovative design maximizes the essential component of true air therapy: air!

The secret lies in the innovative Star Chamber™ design of the air support cylinders. Using simple physics, this closed, air-filled system provides a combination of immersion, pressure redistribution, and comfort impossible to achieve with typical non-powered surfaces.

Custom Care Convertible surfaces also incorporate a long and clinically proven line of patented Span-America innovations in shear management, active and reactive therapies, microclimate management, and patient safety. Plus, add-on therapy modalities – including lateral rotation, alternating pressure, and low air loss – can provide greater treatment flexibility. And that means better care for those under your care.



Computerized pressure mapping demonstrates outstanding pressure redistribution across the entire surface. Notice the low peak pressures – particularly in the sacral region – and low average pressures throughout. (Subject: 5’10” male, 195 lbs., supine)



better science. better care.

Convertibles: maximizing options & outcomes

Custom Care Convertible air therapy:

- helps prevent nosocomial pressure injuries
- provides injury treatment through Stage 4

Add-on powered control units instantly provide capability for:

- alternating pressure
- lateral rotation
- low air loss

As a result, caregivers can:

- save money on expensive surface rentals
- provide superior outcomes
- improve patient safety via fall prevention and entrapment avoidance
- ensure outstanding comfort and stability
- avoid “never events”: nosocomial injuries, fall-related injury



Custom Care® Convertible LAL



Custom Care® Convertible

Air is the star

The revolutionary part of the PressureGuard Custom Care Convertible and Convertible LAL surfaces starts deep within the surface, in the Star Chamber air cylinders. Far more than foam-filled “air” systems, the Star Chamber design creates a true air system that is constantly filled with air—

whether or not the surface is powered.

- air is a superior pressure redistribution and immersion medium
- cross-connected elasticized reservoirs absorb peaks to mimic powered flotation
- four body-length air cylinders provide greater air displacement and better weight distribution than typical side-to-side cylinder configurations
- the points of the star-shaped core ensure maximum air volume
- the closed air system requires no refilling or maintenance for 5 years

Air superiority

While they can be somewhat effective, foam-filled systems are limited by physics. But true air therapy provides the pathway to dramatically improved outcomes. It all starts with what’s on the inside.



Foam: a solid

- inhibits ideal pressure redistribution
- limits active therapies

a typical foam-filled “air” sector:

- is only 5% air by volume
- provides only 5% support from air
- derives 95% support from foam



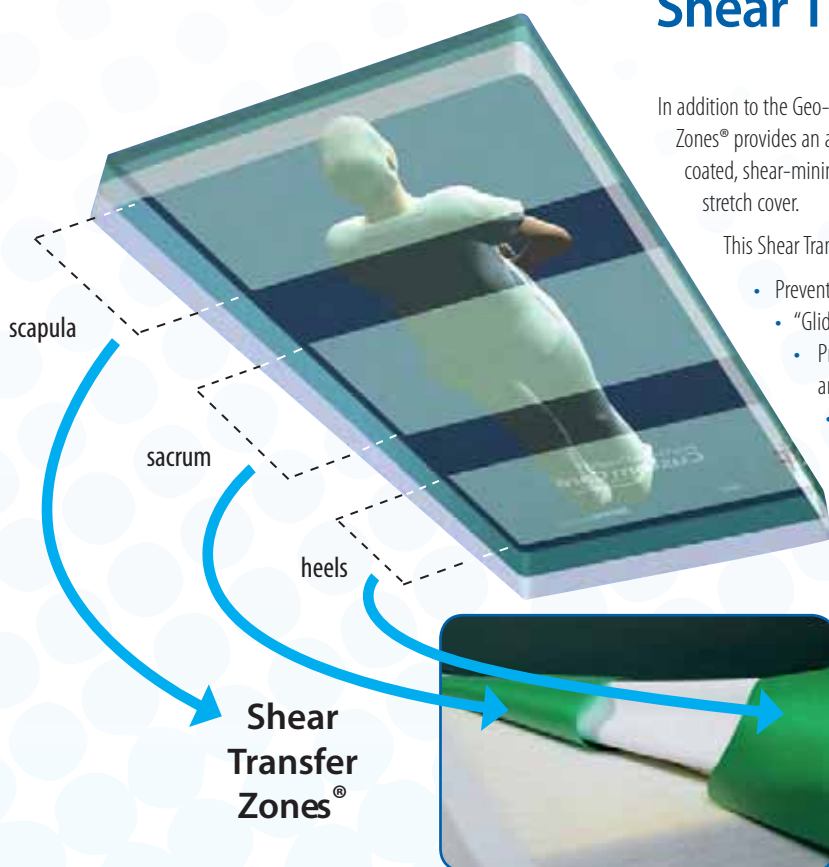
VS

Air: a fluid

- facilitates ideal pressure redistribution
- maximizes active therapies

a Star Chamber™ air cylinder:

- is only 60% air by volume
- provides 92% support from air
- derives only 8% support from foam



Shear Transfer Zones® design

(US Patent Number 8,438,682)

In addition to the Geo-Matt® segmented top surface, Span-America’s exclusive Shear Transfer Zones® provides an additional measure of shearing protection in the form of the silicone-coated, shear-minimizing fabric bands located on the underside of the bi-directional stretch cover.

This Shear Transfer Zones design helps:

- Prevent heels, sacrum, and scapula from “digging into” surface
- “Glide” user back to original position following HOB elevation
- Protect against damaging effects of micro shear, macro shear, and rotational (pivot-induced) shear
- Provide patient stability by transferring shear to more shear-tolerant anchor points

Now made with

LifeSPAN™
fortified healthcare fabric

- Polycarbonate-fortified for unsurpassed resistance to damaging effects of diluted bleach and other aggressive cleaners and disinfectants
- Engineered for ideal combination of immersion and patient mobility
- Environmentally friendly

PressureGuard® Custom Care® Convertible



Now made with



bleach-resistant fabric cover
(see page 15 for details)



Setting the new standard in convertible air therapy

PressureGuard® Custom Care® Convertible surfaces represent the next generation of time-tested PressureGuard air therapy surfaces. In peer-reviewed studies, non-powered² and powered³ PressureGuard surfaces outperformed traditional powered surfaces in wound healing through Stage 4.

Custom Care Convertible mattresses feature the innovative Star Chamber system engineered with air support cylinders that are constantly filled with air – whether or not the surface is powered. Even in their non-powered state, the air cylinders' head-to-foot orientation provides greater air displacement and better weight distribution than typical side-to-side cylinder configurations, and the cross-connected elasticized reservoirs absorb peaks to mimic powered flotation.

The Star Chamber design makes powered therapies more effective as well. Add-on powered control units instantly provide capability for alternating pressure and lateral rotation, offering greater treatment flexibility.

¹In situations where positioning on the pressure injury cannot be avoided (e.g. the individual has multiple injuries on multiple surfaces), limit the amount of time the individual is positioned on the injury.
Source: NPAUP/EPUPAP Pressure Ulcer Prevention and Treatment, Clinical Practice Guideline, p 66-67

²"Constant Force Technology" vs. Low-Air-Loss Therapy in the Treatment of Pressure Ulcers." R. Branom, RN, BSN, CWOCN, and L. Rappi, PT, CWS: Ostomy/Wound Management 2001;47(9):38-46.

³"Lateral Rotation Mattresses for Wound Healing." C. Anderson, RN, PHN, and L. Rappi, PT, CWS: Ostomy/Wound Management April 2004;50(4):50-62.

*Hill-Rom is a mark, and CareAssist® is a registered mark, of Hill-Rom® Services, Inc.

Therapy Provided

- ✓ Non-powered (Air) Reactive Pressure Redistribution
- With control unit added:
- ✓ Alternating Pressure
- ✓ Lateral Rotation
- ✓ Powered Pressure Redistribution

QUICK FACTS

Indications:

- Treatment of Stage 1-4 pressure injuries
- Patient can't/won't reposition frequently
- Can be positioned off the injury in at least 2 positions¹
- Prevention for high risk patients

Key Advantages:

- Minimized shearing through Geo-Matt® surface geometry and Shear Transfer Zones® on bi-directional stretch cover
- Minimized risk of falls and bed entrapment through Safety Edge™ bolster design
- Flexible treatment modalities, including alternating pressure and lateral rotation
- Easy-to-use ruggedized control unit with quick connect-to-mattress port


Item #	Description
CJ753629	75"L x 36"W x 7"H
CJ803629	80"L x 36"W x 7"H
CJ843629	84"L x 36"W x 7"H
* CJ85V29	Custom Care Convertible for recessed deck frames (see page 19)
* CJ80CA29	Custom Care Convertible 80" for CareAssist®
* CJ84CA29	Custom Care Convertible 84" for CareAssist®
26130	80"L x 42"W x 7"H
95724	84"L x 42"W x 7"H
Control Unit:	
6500	Add-on control unit for Custom Care Convertible
Medicare Approved:	E0373 (Group II) (without control unit) E0277 (Group II) (with control unit)
Weight limit:	Supports up to 500 lbs. (non-powered mode) Supports up to 350 lbs. (powered modes)
Weight:	Mattress: approximately 24 lbs. Control unit: 9.5 lbs.
Warranty:	Mattress: 5 years, non-prorated Control unit: 2 years, non-prorated
UL listed:	Yes
Flammability:	All models are certified for conformance to NFPA 101 (Life Safety Code) – ASTM E1590; Cal Tech Bulletin #117 and 16 CFR Parts 1632 and 1633 by an independent testing organization.

* Allow up to 10 working days lead time for this version.

WARNING: Cancer and Reproductive Harm – www.P65Warnings.ca.gov



PressureGuard® Custom Care® Convertible LAL



By its very design, the PressureGuard® Custom Care® Convertible LAL delivers improved patient outcomes for microclimate management and pressure redistribution with the added benefits associated with convertible surfaces.

The inner air delivery cover of the Custom Care Convertible LAL features a dedicated air supply and continuous airflow through its Air Diffusion Matrix™. This innovative design sweeps away moisture vapor before it can re-form as a liquid, helping to reduce maceration. Furthermore, with the powered control unit, the low air loss treatment helps to control excess moisture and removes excess heat at the microclimate level via moisture management.

Effective pressure management is possible through a number of patented design features, including our Geo-Matt® surface geometry and the gentle Heel Slope® of our dual heel protection.

¹ If the patient has a flap or graft that is less than 4 week post-op, total off-loading (proning) or air fluidized therapy is recommended. Avoid sliding patient (change resident to patient) on surface during repositioning, ADLs and transfers. Float or alternating pressure modes (not lateral rotation) are recommended when the patient is placed directly on the flap or graft. Source: *Wound Care Practice*. Sheffield, P. 1st edition, 2004, Chapter 17, P. 345. Other Span surfaces may be appropriate if used according to the guidelines.

² In situations where positioning on the pressure injury cannot be avoided (e.g. the individual has multiple injuries on multiple surfaces), limit the amount of time the individual is positioned on the injury. Source: *NPAUP/EPUAP Pressure Ulcer Prevention and Treatment, Clinical Practice Guideline*, p 66-67.

*Hill-Rom is a mark, and CareAssist® is a registered mark, of Hill-Rom® Services, Inc.

 **WARNING: Cancer and Reproductive Harm – www.P65Warnings.ca.gov**

Therapy Provided

- ✓ Non-powered (Air) Reactive Pressure Redistribution
- With control unit added:*
- ✓ Microclimate Management (LAL)
- ✓ Alternating Pressure
- ✓ Lateral Rotation¹
- ✓ Powered Pressure Redistribution

QUICK FACTS

Indications:

- Treatment of Stage 1-4 pressure injuries
- Patients with stabilized flaps/grafts
- Excessive perspiration or maceration
- Patient can't/won't reposition frequently
- Can be positioned off the injury in 2 positions²
- Prevention for high risk patients

Key Advantages:

- Effective pressure transfer through Geo-Matt® surface geometry and dual heel protection
- Reduced maceration through continuous airflow via Air Diffusion Matrix™ layer
- More effective powered therapies through the Star Chamber™ design
- Easy-to-use control unit with quick-connect air lines and push-button therapy selection

Item #	Description
CL753629	75"L x 36"W x 7"H
CL803629	80"L x 36"W x 7"H
CL843629	84"L x 36"W x 7"H
74750	80"L x 42"W x 7"H
49907	84"L x 42"W x 7"H
* CL85V29	Custom Care Convertible LAL for recessed deck frames (see page 19)
* CL80CA29	Custom Care Convertible LAL 80" for CareAssist®
* CL84CA29	Custom Care Convertible LAL 84" for CareAssist®

* Allow up to 10 working days lead time for this version.

Control Unit:

8400 Add-on control unit for Custom Care Convertible LAL

Medicare Approved: E0373 (Group II) (without control unit)

E0277 (Group II) (with control unit)

Weight limit: Supports up to 500 lbs. (non-powered & alternating modes)

Supports up to 350 lbs. (lateral rotation mode)

Weight: Mattress: approximately 34 lbs.

Control unit: 12.5 lbs.

Warranty: Mattress: 5 years, non-prorated

Control unit: 2 years, non-prorated

UL listed: Yes

Flammability: All models are certified for conformance to NFPA 101 (Life

Safety Code) – ASTM E1590; Cal Tech Bulletin #117 and 16

CFR Parts 1632 and 1633 by an independent testing

organization.



PressureGuard® Custom Care®



Now made with



bleach-resistant fabric cover
(see page 15 for details)



Better surface. Better care.

If you're considering a non-powered reactive pressure redistribution surface, choose the one that is designed to outperform the others. Span-America's PressureGuard® Custom Care® surface provides effective, non-powered pressure redistribution through its outstanding combination of a zoned, shear-reducing, engineered outer shell surrounding a reactive support chamber system.

Custom Care's unique Metered Immersion™ design reacts to changes in surface loading through a series of interconnected longitudinal support chambers. As the user moves or repositions on the surface, the chambers below react in concert – deflecting, transferring air, and venting – in relation to the user's weight and position. The result is a blend of pressure management, shear reduction, comfort, and ease of operation not achievable with other non-powered systems.



SURFACES

Therapy Provided

- ✓ Non-powered (Air) Reactive Pressure Redistribution

QUICK FACTS

Indications:

- Prevention of single Stage 1-4 and multiple Stage 2 pressure injuries
- Treatment of uncomplicated (non-complex) stage 3 and 4 pressure injuries with multiple turning surfaces¹
- Can be positioned off the injury in a least 2 positions¹
- Prevention for high risk and/or severely compromised
- History of previously healed pressure injuries
- Can be repositioned frequently
- Poorly padded bony prominences

Key Advantages:

- Minimal shearing through Geo-Matt® surface geometry and Shear Transfer Zones® on bi-directional stretch cover
- Maintenance-free support chambers require no adjustment or refilling
- No initial set-up necessary

Item #	Description
NP753629	75"L x 36"W x 7"H
NP803629	80"L x 36"W x 7"H
NP843629	84"L x 36"W x 7"H
* NP85V29	Custom Care for recessed deck frames (see page 19)
* NP80CA29	Custom Care 80" for CareAssist®
* NP84CA29	Custom Care 84" for CareAssist®
60787	80"L x 42"W x 7"H
66914	84"L x 42"W x 7"H

Medicare Approved: E0373 (Group II)
Weight limit: Supports up to 500 lbs.
Weight: Approximately 23 lbs.
Warranty: 5 years, non-prorated (all components)
Flammability: Conforms to NFPA 101 (Life Safety Code); CalTech bulletins # 117, 129, and 603; CPSC 16 CFR Parts 1632 and 1633

* Allow up to 10 working days lead time for this version.

All models are certified for conformance to NFPA 101 (Life Safety Code) – ASTM E1590; Cal Tech Bulletin #117 and 16 CFR Parts 1632 and 1633 by an independent testing organization.

¹In situations where positioning on the pressure injury cannot be avoided (e.g. the individual has multiple injuries on multiple surfaces), limit the amount of time the individual is positioned on the injury.


Source: NPAUP/EPUAP Pressure Ulcer Prevention and Treatment, Clinical Practice Guideline, p 66-67

*Hill-Rom is a mark, and CareAssist® is a registered mark, of Hill-Rom® Services, Inc.

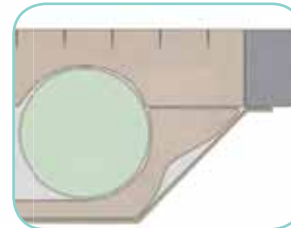
WARNING: Cancer and Reproductive Harm – www.P65Warnings.ca.gov

Span Surfaces for Recessed Deck Beds

Specialty models to accommodate the unique challenges of recessed deck beds.



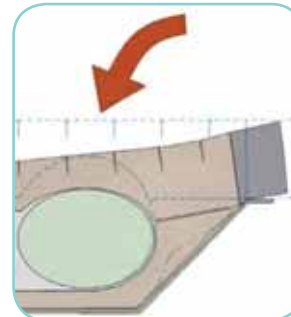
Featuring Span's proprietary Safety Edge™ two-piece bolster system, adapted to overcome the design restrictions inherent in recessed decks.



Inner bolster "cradle" deflects when patient sits on or moves toward edge of bed . . .



Compressible section to accommodate multiple lengths and foot positions



. . . which helps direct patient's center of gravity safely back toward center of bed.

Choose from among these leading Span surfaces

Geo-Mattress® UltraMax™: Premium therapeutic foam
(Item # UMX85V-29
– see page 26)



PressureGuard® Custom Care®: Non-powered reactive pressure redistribution support surface
(Item # NP85V29
– see page 18)



PressureGuard® Span-Care® Convertible: Non-powered reactive pressure redistribution support surface
(Item # SC85V29
– see page 13)



PressureGuard® Custom Care® Convertible: Convertible treatment with add-on alternating pressure and lateral rotation
(Item # CJ85V29;
add-on control unit
item #6500
– see page 16)



PressureGuard® Custom Care® Convertible LAL: Convertible treatment with add-on microclimate management, alternating pressure and lateral rotation
(Item # CL85V29;
add-on control unit
item #8400
– see page 17)



PressureGuard® Easy Air® LR: Microclimate management, alternating pressure and lateral rotation
(Item # L85VLR-29
– see page 5)



Bariatric Solutions

Four Options for Weights up to 1000 lbs.



PressureGuard Easy Air® XL low air loss/alternating pressure mattress system
(see page 4 and 5 for series description)

Part#	Description	Weight range
L8042XL-29	Easy Air XL system, 80"L x 42"W x 7"H	350 - 1000 lbs.
L8048XL-29	Easy Air XL system, 80"L x 48"W x 7"H	350 - 1000 lbs.
* L8053XL-29	Easy Air XL system, 80"L x 53"W x 7"H	350 - 1000 lbs.
* L8442XL-29	Easy Air XL system, 84"L x 42"W x 7"H	350 - 1000 lbs.
* L8448XL-29	Easy Air XL system, 84"L x 48"W x 7"H	350 - 1000 lbs.
* L8453XL-29	Easy Air XL system, 84"L x 53"W x 7"H	350 - 1000 lbs.
8300	Easy Air XL Bariatric Control Unit Only	



PressureGuard® Bariatric APM alternating pressure air mattress system
(see pages 10 and 11 for product description)

Part#	Description	Weight range
AP8042-29	Bariatric APM, 80"L x 42"W x 7"H	150 - 750 lbs.
AP8048-29	Bariatric APM, 80"L x 48"W x 7"H	150 - 750 lbs.
AP8054-29	Bariatric APM, 80"L x 54"W x 7"H	150 - 750 lbs.
* AP8442-29	Bariatric APM, 84"L x 42"W x 7"H	150 - 750 lbs.
* AP8448-29	Bariatric APM, 84"L x 48"W x 7"H	150 - 750 lbs.
* AP8454-29	Bariatric APM, 84"L x 54"W x 7"H	150 - 750 lbs.
7500	Bariatric APM Control Unit Only	



PressureGuard CFT® non-powered treatment mattress system
(see page 12 for product description)

Part#	Description	Weight range
CF8042-29	PressureGuard CFT, 80"L x 42"W x 7"H	100 - 750 lbs.
CF8048-29	PressureGuard CFT, 80"L x 48"W x 7"H	100 - 750 lbs.
CF8054-29	PressureGuard CFT, 80"L x 54"W x 7"H	100 - 750 lbs.
* CF8442-29	PressureGuard CFT, 84"L x 42"W x 7"H	100 - 750 lbs.
* CF8448-29	PressureGuard CFT, 84"L x 48"W x 7"H	100 - 750 lbs.
* CF8454-29	PressureGuard CFT, 84"L x 54"W x 7"H	100 - 750 lbs.



Geo-Mattress Atlas® therapeutic foam mattress
(see page 29 for product description)

Part#	Description	Weight limit
A8035-29	Geo-Mattress Atlas, 80"L x 35"W x 7"H	600 lbs.
A8042-29	Geo-Mattress Atlas, 80"L x 42"W x 7"H	750 lbs.
A8048-29	Geo-Mattress Atlas, 80"L x 48"W x 7"H	750 lbs.
A8054-29	Geo-Mattress Atlas, 80"L x 54"W x 7"H	750 lbs.
* A8442-29	Geo-Mattress Atlas, 84"L x 42"W x 7"H	750 lbs.
* A8448-29	Geo-Mattress Atlas, 84"L x 48"W x 7"H	750 lbs.
* A8454-29	Geo-Mattress Atlas, 84"L x 54"W x 7"H	750 lbs.



WARNING: Cancer and Reproductive Harm – www.P65Warnings.ca.gov

Non-prorated warranty: 2 years (Easy Air), 18 months (APM); 5 years (CFT), 3 years (Atlas).
Cover cleaning: Wipe clean with gentle suds or approved cleaning agents. Avoid bleach.
*** Lead times:** Allow up to 10 working days from time of order for shipment for items noted by an asterisk (*).
Shipping: All models ship fully assembled in a flat carton via common carrier.
UL Listing: APM conforms to UL 60601-1, CAN/CSA C22.2 NO.601.1.
 Easy Air conforms to UL 60601-1, CAN/CSA C22.2 NO.601.1.

Extra-wide and Consumer Sizes

Several Span models are available in sizes wider than typical healthcare beds. These non-bariatric options provide comfortable, effective use by those who require a wider surface but do not require a bariatric weight capacity. Options include:

PressureGuard® powered air therapy (treatment):

Easy Air®

Supports up to 500 lbs.
Widths: 39", 42"
See page 4



Easy Air® LR

Supports up to 500 lbs.
Widths: 39", 42", 53"
See page 5



Protocol®

Supports up to 500 lbs.
Widths: 42"
See page 6



Topper®

Supports up to 1000 lbs.
Widths: 42", 48", 54", 60"
See page 7



PressureGuard® convertible and non-powered air therapy (treatment):

Custom Care® Convertible

Supports up to 500 lbs.
Widths: 42"
See page 16



Span-Care® Convertible

Supports up to 700 lbs.
Widths: 42"
See page 13



Custom Care®

Supports up to 500 lbs.
Widths: 42"
See page 18



CFT®

For users 100 – 750 lbs.
Widths: 42", 48", 54"
See page 12



PressureGuard® alternating pressure/ lateral rotation (treatment):

APM2

Supports up to 350 lbs.
Widths: 42"
See page 8



APM²

Supports up to 350 lbs.
Widths: 42"
See page 9



Geo-Mattress® therapeutic foam (prevention):


UltraMax™

Supports up to 600 lbs.
Widths: 39", 42"
See page 26



Max®, Plus® and Pro™ models

Supports up to 750 lbs.
Widths: 39", 42", 48", 54"
See page 28



Also available....PressureGuard In-Home Styles. Extra-wide, consumer-sized models accommodate one user or two.



Therapy on Patient Right

When ordering, customer must specify if the dynamic air therapy should be positioned in the **Center** of the mattress (for single user), or on the **Patient's Right Side** (for two users or a single user who cannot/prefers not to move to the center of the mattress). Note: "Patient Right" is with patient in a backlying position.



Therapy in Center

PressureGuard® APM² with digital control unit (see page 8 for product description)

Size/Dimensions	Therapy on Patient Right	Therapy in Center	Weight limit
Dual King* / 80"L x 38"W	AP28038-29		350 lbs. each user
Full / 75"L x 54"W	AP27554-RT-29	AP27554-CTR-29	350 lbs. each user
Full Long / 80"L x 54"W	AP28054-RT-29	AP28054-CTR-29	350 lbs. each user
Queen / 80"L x 60"W	AP28060-RT-29	AP28060-CTR-29	350 lbs. each user

PressureGuard CFT® (see page 12 for product description)

Size/Dimensions	Therapy across entire surface	Weight limit
Dual King* / 80"L x 38"W	CF8038-HS-29	500 lbs.
Full / 75"L x 54"W	CF7554-HS-29	750 lbs. total**
Full Long / 80"L x 54"W	CF8054-HS-29	750 lbs. total**
Queen / 80"L x 60"W	CF8060-HS-29	750 lbs. total**

* To accommodate a Dual (split) King surface, 80"L x 76" W, order this item together with our matching non-powered air mattress (RW8038-29) for the other half of the bed.

** 1 or 2 users.

Non-prorated warranty: 18 months (APM² Deluxe); 5 years (CFT).

Cover cleaning: Wipe clean with neutral suds or approved cleaning agents. Avoid bleach.

Lead times: Allow up to 10 working days lead time for all sizes.

Shipping: All In-Home Style units ship fully assembled in a flat carton via common carrier.

UL Listing: APM² Deluxe conforms to UL 544.

See individual product brochures for complete technical specifications.

Need
Microclimate
Management
("Low Air Loss")?
Add the Topper!
(See page 7)



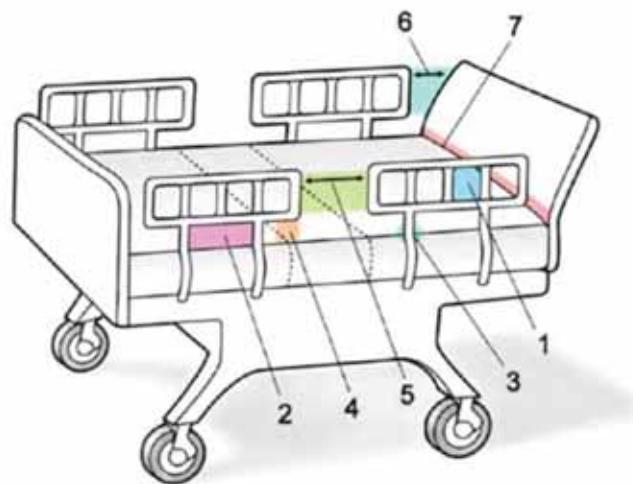
Protecting Patient Safety:

Bed Entrapment Compliance Overview

Background: FDA/HBSW Guidance on Entrapment Risk

“Entrapment” describes an event in which a patient/resident is caught, trapped, or entangled in the space in or about the bed rail, mattress, or hospital bed frame and may result in deaths or serious injury. In partnership with the US Dept. of Veterans Affairs, Health Canada’s Medical Devices Bureau, and other stakeholders, in 1999 the US Food and Drug Administration (FDA) formed the Hospital Bed Safety Workgroup (HBSW). The HBSW also worked in cooperation with the Joint Commission on Accreditation of Healthcare Organizations, the U.S. Centers for Medicare and Medicaid Services, and the U.S. Consumer Product Safety Commission to improve patient safety associated with the use of hospital beds.

The HBSW identified seven potential entrapment zones in healthcare beds, and established dimensional guidelines for Zones 1-4 where 80 percent of reported entrapments have occurred.



- **Zone 1: Within the rail**
FDA dimensional guidance: <120 mm (< 4 3/4")
- **Zone 2: Under the rail, between rail supports or next to a single rail support**
FDA dimensional guidance: < 120 mm (< 4 3/4")
- **Zone 3: Between rail and mattress**
FDA dimensional guidance: <120 mm (< 4 3/4")
- **Zone 4: Under the Rail, at the Ends of the Rail**
FDA dimensional guidance: less than 60 mm (< 2 3/8 inches).
- **Zone 5: Between Split Bed Rails**
- **Zone 6: Between the End of the Rail and the Side Edge of the Head or Foot Board**
- **Zone 7: Between the Head or Foot Board and the Mattress End**

The HBSW also developed educational materials, clinical practice guidelines, evidence-based dimensional guidelines, test tools and methods to assess gaps in hospital bed systems, as well as information to assist in mitigating entrapment risks in currently used healthcare beds.

The HBSW’s expertise assisted FDA in producing *Hospital Bed System Dimensional and Assessment Guidance to Reduce Entrapment - Guidance for Industry and FDA Staff*, which was originally published in 2006. Span-America urges all healthcare facilities to read and become familiar with this guidance document. The FDA also provides many resources designed to help facilities maintain compliance by routinely evaluating the safety of its beds, support surfaces and related accessories [see “additional resources”, page 24.] These resources include ordering instructions for the approved Testing Kit that facilities can use to maintain compliance with the FDA dimensional guidelines.



Bed entrapment compliance when combining beds, surfaces, and bed accessories from Span.

At time of shipping, all Geo-Mattress® therapeutic mattress firm perimeter models [see partial list below] are documented to meet Hospital Bed Safety Workgroup (HBSW) dimensional guidelines as published in the FDA's **Hospital Bed System Dimensional and Assessment Guidance to Reduce Entrapment** and Health Canada's guidance document **Adult Hospital Beds: Patient Entrapment Hazards, Side Rail Latching Reliability, and Other Hazards** when used in conjunction with appropriately-sized MC Rexx, Advantage and Encore® beds, assist devices, rails, head and footboards [Standard, Essex, Lincoln, Lethbridge, Pembroke, Trenton and Princeton models] and related components from Span Medical Products Canada/Span-America Medical Systems.

Examples of common Span bed /surface/rail combinations that ensure compliance with FDA dimensional guidelines:



Zone 1: Within the rail:

Pictured—molded 3-position pivot assist; molded half-rail.

All openings are within dimensional guidance.



Zone 2: Under the rail, between rail supports or next to a single rail support

Pictured—Surface: Geo-Mattress® Plus FP; Bed: Rexx



Zone 3: Between rail and mattress

Pictured—Surface: Geo-Mattress® UltraMax®; Bed: Encore



Zone 4: Under the Rail, at the Ends of the Rail

Pictured—Surface: Geo-Mattress® Max; Bed: Advantage

Entrapment compliant Geo-Mattress® series models include the following:

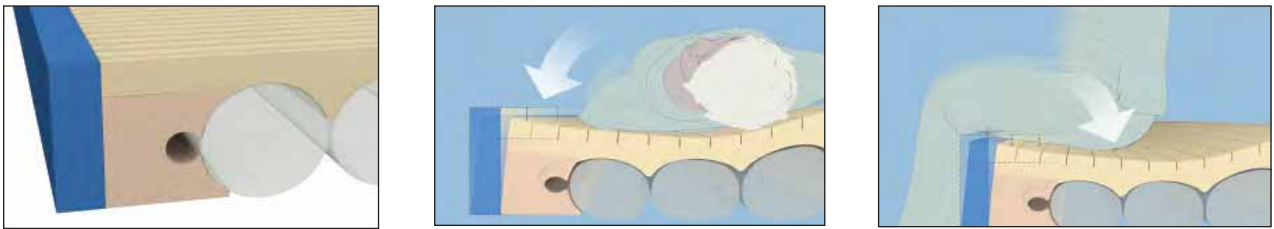
Pro Models	Plus Models	Max Models	UltraMax Models
PR7635FP-29	PL7635FP-29	MX7535-29	UMX7536-29
PR8035FP-29	PL8035FP-29	MX8035-29	UMX8035-29
PR8435FP-29	PL8435FP-29	MX8435-29	UMX8436-29
PR7639FP-29	PL7639FP-29	MX7639-29	UMX7639-29
PR7642FP-29	PL7642FP-29	MX7642-29	UMX7642-29
PR8039FP-29	PL8039FP-29	MX8039-29	UMX8039-29
PR8042FP-29	PL8042FP-29	MX8042-29	UMX8042-29
PR8439FP-29	PL8439FP-29	MX8439-29	UMX8439-29
PR8442FP-29	PL8442FP-29	MX8442-29	UMX8442-29

Note: This list is not exhaustive. For example "RP" (Raised Perimeter) models such as PL8035RP-29, PR8035RP, etc. also meet dimensional requirements, as do many other models not specifically listed here. Your Span sales representative can assist you with questions about a particular model number.



Air therapy surfaces and bed entrapment risk

The FDA guidance excludes air therapy surfaces from the dimensional guidance “due to the highly compressible nature of these mattresses, which poses technical difficulties with measuring certain dimensional gaps in these types of products.” The document does however recognize the potential entrapment dangers of typical roll-up style air mattresses, warning that **“if a powered air mattress is replacing a mattress on a bed system that meets the recommendations in the guidance with the original mattress, the resulting bed system with the new air mattress may still pose a risk of entrapment.”** To help caregivers address entrapment concerns in this situation, as well as the danger of falls, Span-America has designed its PressureGuard® series of air therapy surfaces with a proprietary, two-part Safety Edge™ bolster system. This design allows PressureGuard models to provide best-in-class alternating pressure, lateral rotation, powered flotation and microclimate management outcomes without the edge-of-bed safety compromise typical of traditional, roll-up style surfaces.



PressureGuard® Safety Edge™ bolster design helps eliminate entrapment and patient fall concerns by providing firm, stable edge-of-bed support that will not collapse under user's weight.

Additional resources:

FDA provides a variety of helpful online documents on the topic, which can be found at [Hospital Beds. \(http://www.fda.gov/MedicalDevices/ProductsandMedicalProcedures/GeneralHospitalDevicesandSupplies/HospitalBeds/\)](http://www.fda.gov/MedicalDevices/ProductsandMedicalProcedures/GeneralHospitalDevicesandSupplies/HospitalBeds/)

Available documents include:

- *HBSW/FDA Frequently Asked Questions (FAQ) on Entrapment Issues*
- *A Guide for Modifying Bed Systems and Using Accessories to Reduce the Risk of Entrapment*
- *Hospital Bed System Dimensional and Assessment Guidance to Reduce Entrapment*
- *Clinical Guidance for the Assessment and Implementation of Bed Rails in Hospitals, Long Term Care Facilities and Home Care Settings*





Geo-Mattress® Series

Though they address different categories of need, the Geo-Mattress Max®, Plus®, Pro, with Wings, Atlas and UltraMax models have much in common. All are protected by covers made from wipe-clean, moisture-proof, anti-microbial fabrics. More importantly, each includes exclusive design innovations that solve problems left unaddressed by other foam mattress replacements:



Exclusive Geo-Matt® Design

Clinically-proven Geo-Matt® design creates a unique, anti-shearing top surface. 800 individually responsive cells in distinct head, torso, and foot zones enhance therapeutic support and comfort. (see page 42)

Hidden Zipper Design

For easier, more thorough cleaning and superior infection control.



Protective Heel Slope®

Heel Slope® feature redistributes load to pressure-tolerant lower legs and calves. Subtle taper reduces heel pressures while providing complete foot support. Because foot remains level with heart, slope does not facilitate dependent edema.



Other surfaces are flat, and can't conform to the shape of the lower leg, especially behind the Achilles tendon.


Result: Heel must bear excess load, and skin will break down more easily.



The Geo-Mattress Heel Slope® slightly lowers the heel, allowing the mattress to fill in the space behind the Achilles tendon.

Result: Pressure is distributed over the entire lower leg, reducing pressure on the heel.


Geo-Mattress® UltraMax™



Now made with



bleach-resistant fabric cover
(see page 15 for details)



Designed to exceed even the most rigorous requirements of the acute care environment.

Precision-engineered to deliver critical performance advantages inside and out! On the outside, the individually articulating cells of the clinically proven Geo-Matt® top surface combine with Span-America's proprietary Shear Transfer Zones® design to provide unmatched protection from the harmful effects of micro shear, macro shear and rotational shear. Helps reduce caregiver injury by "gliding" the user back to position following head of bed elevation. On the inside, the 3-Dimensional Zoning™ core design of the UltraMax provides anatomically calibrated levels of support and unmatched user comfort. And in the seat area – where the mechanical fatigue of bed gatching and concentrated user weight affect durability most – the unique cell structure of the high resiliency UHP 500™ layer provides a 55% higher Support Factor than found in typical medical grade foams. Viscoelastic foam and gentle Heel Slope® provide added protection at vulnerable heels.



SURFACES

Therapy Provided

- ✓ Non-powered Pressure Redistribution

QUICK FACTS

Indications:

- Prevention of Stage 1-4 pressure injuries
- Early intervention for multiple Stage 1-2 and treatment of single Stage 3 pressure injuries¹
- Can be positioned off the injury in at least 2 positions
- Decreased mobility
- Repositions frequently by self or caregiver

Key Advantages:

- Minimized shearing thru Geo-Matt® surface geometry and Shear Transfer Zones® within stretch cover (see description on page 15)
- Outstanding comfort for longer, more restful sleep
- Superior in-bed mobility, caregiver ergonomics
- Enhanced durability, protection from "bottoming out"

Item #	Description
UMX7536-29	75"L x 36"W x 6"H
UMX8036-29	80"L x 36"W x 6"H
UMX8436-29	84"L x 36"W x 6"H
UMX85V-29	For recessed deck frames (see page 19)
UMX80CA-29	80" L for CareAssist®+
UMX84CA-29	84" L for CareAssist®+
* UMX8039-29	80"L x 39"W x 6"H
* UMX8042-29	80"L x 42"W x 6"H
* UMX8439-29	84"L x 39"W x 6"H
* UMX8442-29	84"L x 42"W x 6"H

* Allow up to 10 working days lead time for these sizes.

Weight: 24 lbs.
Mattress Weight Limit: 500 lbs (36"); 600 lbs (39" and 42")
Warranty: 8 years, all components. Non-prorated
Flammability: All models are certified for conformance to NFPA 101 (Life Safety Code) – ASTM E1590; Cal Tech Bulletin #117 and 16 CFR Parts 1632 and 1633 by an independent testing organization.

¹ Based on full assessment of skin status and repositioning required, according to best clinical practice and judgement.


+ Hill-Rom is a mark, and CareAssist® is a registered mark, of Hill-Rom® Services, Inc.

WARNING: Cancer and Reproductive Harm – www.P65Warnings.ca.gov



Geo-Mattress® UltraMax™ for Stretchers

Category:
Premium Pressure Redistribution
Support Surface



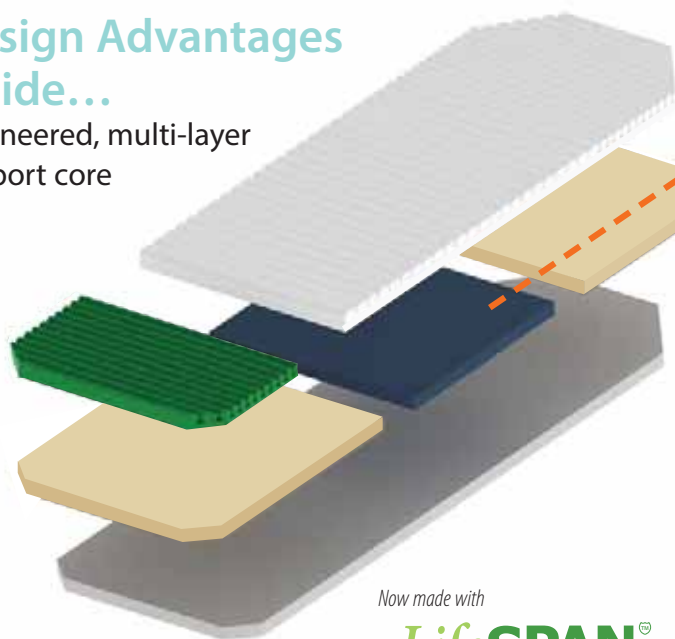
Design Advantages Inside...

Engineered, multi-layer
support core

3-Dimensional Zoning™ design provides anatomically-calibrated levels of support and immersion throughout.



Extra-soft heel section facilitates immersion to provide added heel protection.



UHP 500™ Ultra High Performance foam in high-fatigue seat section; 55% higher support factor yields superior resiliency and recovery.



Geo-Matt® non-shearing surface creates individually articulating cells; Ring-of-Air® channels dissipate heat and moisture.

Now made with



bleach-resistant fabric cover
(see page 15 for details)

Specifications

[All models listed are 5" high to facilitate maximum immersion]

Item #	Dimensions, overall (L)ength and (W)idth	(H)ead-end taper length	(F)oot-end taper length
47318	75"L x 26"W	7"	0"
49297	75"L x 26"W	13"	4"
97107	76"L x 26"W	10"	4"
10635	76"L x 26"W	12"	5"
2879529	76"L x 27"W	11"	5"
46234	76"L x 29"W	10"	8"
79012	76"L x 30"W	13"	4"
98969	78"L x 27"W	12"	12"
81921	2-pc "Gynie"	n/a	n/a

Other dimensions also available upon request.

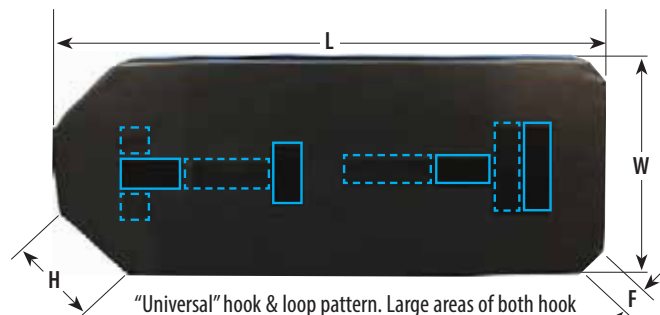
Supports: up to 700 lbs.

Warranty: 3-year, non-prorated

Mattress Weight: approx. 20 lbs.

All components: 100% latex-free and 100% PBDE-free

Flammability: All models are certified for conformance to NFPA 101 (Life Safety Code) – ASTM E1590; Cal Tech Bulletin #117 and 16 CFR Parts 1632 and 1633 by an independent testing organization.



"Universal" hook & loop pattern. Large areas of both hook and loop on bottom of mattress help in anchoring it to a wide variety of stretcher models.

WARNING: Cancer and Reproductive Harm – www.P65Warnings.ca.gov




Geo-Mattress® Max®, Plus® and Pro



MAX

Geo-Mattress® Max® High-end protection


Three-tier, zoned design. Luxurious viscoelastic “memory foam” foot section cradles and protects the heel. Firm perimeter bolsters for added safety.



PLUS

Geo-Mattress® Plus® Performance...Plus!

Dual-layer, progressive-resistance design perfectly blends patient comfort and clinical effectiveness.




PRO

Geo-Mattress® Pro Affordability and Effectiveness

Single layer, zoned construction delivers excellent value for budget-conscious facilities.

Also available: Geo-Mattress® Pro RP

All of the features of the Geo-Mattress® Pro with the added safety of our supportive Raised Perimeter to help prevent user injury.



PRO RP

Item #	Description
PR7535RP-29	75”L x 35”W x 6”H center, 8”H side
PR8035RP-29	80”L x 35”W x 6”H center, 8”H side
PR8435RP-29	84”L x 35”W x 6”H center, 8”H side

WARNING: Cancer and Reproductive Harm – www.P65Warnings.ca.gov

Description

- ✓ Therapeutic Foam Mattress
- ✓ Non-powered Pressure Redistribution

Institutional Sizes

Consumer Sizes

Item #	Description	Item #	Description
MX7535-29	75”L x 35”W x 6”H		
*MX7835-29	78”L x 35”W x 6”H	*MX7539-29	75”L x 39”W x 6”H Twin
*MX8032-29	80”L x 32”W x 6”H	*MX7554-29	75”L x 54”W x 6”H Full
MX8035-29	80”L x 35”W x 6”H	*MX8060-29	80”L x 60”W x 6”H Queen
MX8435-29	84”L x 35”W x 6”H	*MX8076-29	80”L x 76”W x 6”H King

PL7535-29	75”L x 35”W x 6”H		
*PL7835-29	78”L x 35”W x 6”H	*PL7539-29	75”L x 39”W x 6”H Twin
*PL8032-29	80”L x 32”W x 6”H	*PL7554-29	75”L x 54”W x 6”H Full
PL8035-29	80”L x 35”W x 6”H	*PL8060-29	80”L x 60”W x 6”H Queen
PL8435-29	84”L x 35”W x 6”H	*PL8076-29	80”L x 76”W x 6”H King

PR7535-29	75”L x 35”W x 6”H		
*PR7835-29	78”L x 35”W x 6”H	*PR7539-29	75”L x 39”W x 6”H Twin
*PR8032-29	80”L x 32”W x 6”H	*PR7554-29	75”L x 54”W x 6”H Full
PR8035-29	80”L x 35”W x 6”H	*PR8060-29	80”L x 60”W x 6”H Queen
PR8435-29	84”L x 35”W x 6”H	*PR8076-29	80”L x 76”W x 6”H King

Weight limit: 400 lbs. (Max, Plus) 300 lbs. (Pro & Pro RP)

Warranty: 7 years, non-prorated (Geo-Mattress® Max)

6 years, non-prorated (Geo-Mattress® Plus)

5 years, non-prorated (Geo-Mattress® Pro & Pro RP)

Mattress Weight: Approximately 24 lbs. (Max & Pro RP); 22 lbs. (Plus); 21 lbs. (Pro)

All models are certified for conformance to NFPA 101 (Life Safety Code) – ASTM E1590; Cal Tech Bulletin #117 and 16 CFR Parts 1632 and 1633 by an independent testing organization.

* Allow up to 10 working days lead time for these sizes.

QUICK FACTS

Indications:

- Prevention of pressure injuries
- General patient population
- Moderate to high risk for skin breakdown
- Decreased mobility
- Repositions frequently by self or caregiver

Key Advantages:

- Geo-Matt® anti-shearing surface
- Heel Slope®
- Hidden zipper for infection control



Geo-Mattress® with Wings®



The supportive, raised perimeter of our popular Geo-Mattress with Wings can help prevent resident injury.

Instead of the same exposed, hard bolsters others use, its raised perimeter features a tissue-friendly Geo-Matt surface from edge to edge. By gently urging the user away from the edge of the bed, its tissue-friendly raised perimeter can help reduce the risk of accidental falls. And when bed rails are in place, Geo-Mattress with Wings can help keep the user away from potentially hazardous positions between the rail and the mattress, as well as from contact with the rails themselves. Boasting all the key benefits of the Max, Plus, and Pro, Geo-Mattress with Wings means safety for your residents – and their skin!



Lowered, padded openings make transfers easier and safer for user and caregiver.



Stable, high-density angled bolster, topped with proprietary Geo-Matt segmented surface.

Description

- ✓ Therapeutic Raised Perimeter Mattress
- ✓ Non-powered Pressure Redistribution

QUICK FACTS

Indications:

- Patients at fall risk due to independent exits from bed
- General patient population
- Moderate to high risk for skin breakdown
- Decreased mobility
- Repositions frequently by self or caregiver

Key Advantages:

- Edge-to-edge antishearing surface
- Extra-firm edge bolster
- Shearing protection at transfer opening
- Heel Slope®

Item #	Description
W7535-29	Geo-Mattress with Wings, 75" L x 35" W x 6" H center, 8" H side
W7835-29	Geo-Mattress with Wings, 78" L x 35" W x 6" H center, 8" H side
W8035-29	Geo-Mattress with Wings, 80" L x 35" W x 6" H center, 8" H side
W8435-29	Geo-Mattress with Wings, 84" L x 35" W x 6" H center, 8" H side

Weight limit: 400 lbs. **Warranty:** 5 years, non-prorated
Mattress Weight: 24 lbs.


All models are fire barrier version (FBV) as indicated by "-29" suffix, denoting certified conformance to NFPA 101 (Life Safety Code); Cal Tech Bulletin #117; 16 CFR Parts 1632 and 1633; and BFD IX-11.

Geo-Mattress® Atlas®



Why "Progressive Resistance"?

Our design puts the most patient-friendly surface directly next to the skin, and the firmest, most dense material farthest away. The layers deflect in stages, allowing the Atlas to accommodate the widest possible range of weights and still remain comfortable.



The key features of the clinically proven Geo-Mattress series, enhanced to meet the unique pressure management challenges of the bariatric client. On top, the Geo-Matt design. Its 800 independent support cells protect against the damaging effects of friction and shearing – two major risk factors that increase dramatically when bed mobility and safe transfers are impeded by extreme weight. Beneath it, three high-resiliency layers offer progressively firmer levels of support. And at the foot, the proven Heel Slope® taper provides added protection for the heel and ankle. All protected by a fluid-resistant cover and non-prorated 3-year warranty.

Additional bariatric options available – see page 20.

***Allow up to 10 working days lead time for these sizes.**

Weight limit: 600 lbs. (35"); 675 lbs. (39"); 750 lbs. (42", 48" and 54")

Warranty: 3 years, non-prorated **Mattress Weight:** 26 lbs. (35")

All models are certified for conformance to NFPA 101 (Life Safety Code) – ASTM E1590; Cal Tech Bulletin #117 and 16 CFR Parts 1632 and 1633 by an independent testing organization.

⚠ WARNING: Cancer and Reproductive Harm – www.P65Warnings.ca.gov

Description

- ✓ Bariatric Therapeutic Foam Mattress
- ✓ Non-powered Pressure Redistribution

QUICK FACTS

Indications:

- Prevention for high risk patients
- Patients 350–600 lbs

Key Advantages:

- Progressive resistance accommodates wide range of patient weights
- Geo-Matt® anti-shearing surface
- Heel Slope®

Item #	Description
A7535-29	Geo-Mattress™ Atlas, 75" L x 35" W x 7" H
A8035-29	Geo-Mattress™ Atlas, 80" L x 35" W x 7" H
A8435-29	Geo-Mattress™ Atlas, 84" L x 35" W x 7" H
*A8039-29	Geo-Mattress™ Atlas, 80" L x 39" W x 7" H
A8042-29	Geo-Mattress™ Atlas, 80" L x 42" W x 7" H
A8048-29	Geo-Mattress™ Atlas, 80" L x 48" W x 7" H
A8054-29	Geo-Mattress™ Atlas, 80" L x 54" W x 7" H
*A8442-29	Geo-Mattress™ Atlas, 84" L x 42" W x 7" H
*A8448-29	Geo-Mattress™ Atlas, 84" L x 48" W x 7" H
*A8454-29	Geo-Mattress™ Atlas, 84" L x 54" W x 7" H



Geo-Mattress® HC

Your Best Bet in Group I Surfaces

Specifically designed to aid in pressure ulcer prevention in the home care setting. Geo-Mattress HC is cut from a single layer of high-quality, combustion modified foam in a fluid-proof, nylon and vinyl cover. Cross-cut top surface is segmented in three distinct zones. Folded and boxed to save freight and storage.

Note: This product does not include Heel Slope® feature.


Item #	Description
SP812-29	Geo-Mattress® HC, 75"L x 35"W x 5"H
SP810-29	Geo-Mattress® HC, 80"L x 35"W x 5"H
SP811-29	Geo-Mattress® HC, 84"L x 35"W x 5"H
Medicare Approved: E0184 (Group I)	
Weight limit: 250 lbs.	Mattress Weight: 17 lbs.
Warranty: 2 years, non-prorated [applies in Home Care use only]	

All models are certified for conformance to NFPA 101 (Life Safety Code) – ASTM E1590; Cal Tech Bulletin #117 and 16 CFR Parts 1632 and 1633 by an independent testing organization.

 **WARNING:** Cancer and Reproductive Harm – www.P65Warnings.ca.gov

Description

- ✓ Therapeutic Home Care Foam Mattress
- ✓ Non-powered Pressure Redistribution



Geo-Mattress® 350

High-Value Option Meets Multiple Needs

Segmented top surface, 6" height and fluid-proof cover make the new 350 a great choice for heavier home care patients. Or, an economical yet effective option for long term care residents.

Item #	Description
67535-29	Geo-Mattress 350, 75"L x 35"W x 6"H
68035-29	Geo-Mattress 350, 80"L x 35"W x 6"H
68435-29	Geo-Mattress 350, 84"L x 35"W x 6"H
Medicare Approved: E0184 (Group I)	
Weight limit: 350 lbs.	Mattress Weight: 21 lbs.
Warranty: 5 years, (2 years prorated) [applies in all care settings]	

All models are certified for conformance to NFPA 101 (Life Safety Code) – ASTM E1590; Cal Tech Bulletin #117 and 16 CFR Parts 1632 and 1633 by an independent testing organization.

 **WARNING:** Cancer and Reproductive Harm – www.P65Warnings.ca.gov

Description

- ✓ 6" Therapeutic Foam Mattress
- ✓ Non-powered Pressure Redistribution



Gel 80™

Your Best Bet in Group I Surfaces

The Gel-80™, an advanced Group 1 support surface gel/foam overlay, delivers effective pressure redistribution by encapsulating multiple gel bladders within a high-density sculpted support base. Features include a wipe-clean, fluid-impervious fabric top surface, elastic corner straps and one-piece construction. Folded and boxed for easy shipping and storage.

Item #	Description
GEL-80	Gel/foam overlay for hospital-sized twin (80x35) mattress
Medicare Approved: E0185	
Weight limit: 300 lbs.	Dimensions: 78"L x 34"W x 3.5"H
Warranty: 1 year	Overlay Weight: 46 lbs.

Components conform to applicable California Technical Bulletin 117 standards.

Description

- ✓ Gel/Foam Mattress Overlay
- ✓ Non-powered Pressure Redistribution



Risk Manager®

Category: Bedside Safety Mat

Minimize the Impact of Falls – On Your Residents and On Your Facility.

Statistics don't lie. Despite the best efforts of the healthcare community, falls by nursing home residents and hospital patients do occur. When they do, the physical, legal, and financial impact can be devastating to all involved.

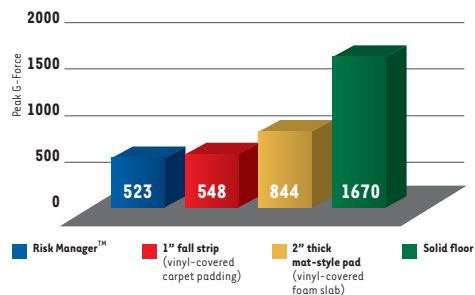
Span-America's new Risk Manager™ bedside safety mat is designed to help.

The Risk Manager is engineered from an ultra-tough, impact-absorbing lightweight elastomeric gel compound commonly used in expensive orthotics and premium footwear.

Independent laboratory testing (see chart) verifies that the Risk Manager greatly reduces the peak G-forces generated by falls, easily surpassing the impact reduction provided by thicker, bulkier gym mat-style pads. It also outperforms the most commonly purchased specialty fall strip, which relies on the same low-tech foam scrap padding typically found under residential carpeting.

IMPACT TEST COMPARISON

Drop Height 36"



¹Source: National Technical Systems, Detroit, Michigan. 2008. Results on file.



Premium elastomeric gel surface reduces impact from falls. Bonus: Provides welcome comfort for caregivers.



Nano-silver throughout protects mat from stains, odor-causing bacteria, mold and mildew. Mat wipes clean with most standard cleaning agents.



Slide-resistant bottom surface grips floor, helps keep mat in place. **Textured top** provides added safety.



Low profile and beveled edge allow easy on and off for wheelchairs and lifts.



Not a trip hazard, unlike bulky gym-style mats. Thin, stable surface means staff won't move Risk Manager from beside bed.

Item #	Risk Manager™ Bedside Safety Mat	Qty/Cs
37052	24"W x 70"L x 1"H, standard – single	1/case
94612	24"W x 70"L x 1"H, standard – bulk pack	5/case
8705236	36"W x 70"L x 1"H, XL – single	1/case
9611836	36"W x 70"L x 1"H, XL – bulk pack	5/case

Warranty: 1 year
Weight: 6 lbs. (24"), 9.5 lbs. (36")
Flammability: Fire retardant – passes Cal TB 117

Stain-, oil- and fluid-resistant
Non-toxic. Latex-free. Lead-free.
Rolls up for easy transport, storage and shipping.

Optional Accessory*

RISK MANAGER™ GRIP STRIPS

For use on highly-polished floors where extra slide resistance may be desired.

*(Included as standard with XL version.)

Item # 43398 (3/Package)
 (2" wide x 14" long)



Heel Manager™

Offloading Heel Elevator



"Total heel offloading is the only effective method for heel ulcer prevention."¹

"Heel ulcers are the most common facility-acquired pressure ulcer in long-term acute care facilities and second most common pressure ulcer overall."²

There are many products available to protect heels. None provides the combination of superior design features delivered by Heel Manager™:

- Fully offloads heels with skin-friendly design
- Extreme comfort and support for both legs
- Wider – up to 30% more surface area
- Shear Transfer Zones™ cover technology
- Heat and moisture reduction capabilities

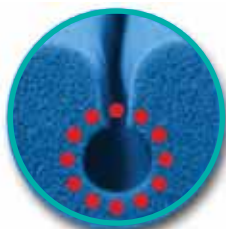
An essential part of care plans for heel pressure relief and prevention...

As the second most common pressure injury site, heels require special attention and care. Heel injuries can lead to serious complications, increase healthcare costs and lead to regulatory ramifications (i.e., compliance issues with F-314).

Span-America's Heel Manager™ is designed to help. In addition to fully offloading the heels, the gentle slope aids in circulation (key for patients with diabetes, neu-roopathy, and peripheral vascular disease), with tissue-friendly support of the calves. The dual layer design includes ultra-high performance foam for the ultimate stability and comfort.



Shear Transfer Zones™ (STZ)
Incorporated from Span-America's high-end support surfaces, TZ inside the top cover helps offset the effects of "microshearing" caused by small but continuous shifting on the surface.



Heat and moisture reduction
Segmented Geo-Matt® layer with Ring-of-Air® design ventilates the surface by providing channels that draw heat and moisture away from the skin.



Anti-microbial fabric cover
Wipe-clean premium cover is fluid-proof with a non-slip bottom. Seamless top surface and waterfall zipper cover for added infection control.



Durable, consistent performance
High resiliency UHP 500™ foam layer provides a 55% higher Support Factor than typical medical grade foams.



Exceptional support and comfort

A 30% larger surface area supports both limbs comfortably while not restricting patient movement. Dual-layer construction allows maximum immersion and won't bottom out.

Item #	Description	Qty/Case
44900-1	Heel Manager	1
44900	Heel Manager	4
Warranty:	1 year	
Flammability:	Fire retardant – passes Cal TB 117 Designed for users up to 300 lbs. All components latex-free.	



Clinical note – Heel Elevation and Foot Drop:

For patients at risk for, or who currently have foot drop, a support product must be used to hold the foot in the correct position. Span-America offers products specifically designed to address this issue, such as the Foot Drop Stop and Cradle Boot, that can be used alone or in conjunction with the Heel Manager (see pages 48-51 for the complete line of optional positioners).

1, 2 "Practice Recommendations for Preventing Heel Pressure Ulcers." Evonne Fowler, RN, CNS, CWOCN; Suzy Scott-Williams, MSN, RN, CWOCN, and James B. McGuire, DPM, PT, CPed, DWS, FAPWCA: Ostomy Wound Management October 2008-54(10): 42-57
3 "Pressure Ulcer Prevention & Treatment Quick Reference Guide", NPUAP ©2009, p 19.

WARNING: Cancer and Reproductive Harm – www.P65Warnings.ca.gov



Beds and Furniture Overview

Building upon a 100-year tradition of quality and innovation.



- Our premium bed – the Encore – combines many of these time-tested features with leading edge technology into a superior long-term care bed. (page 34)
- The same proven marks of quality are evident in the five beds of the Q-Series. (page 37)
- To further enhance the caregiving environment, we offer a broad selection of dependable furniture including bedside nightstands, over-bed tables, chests, seating and more. (page 41)



Bed components are precision-welded for strength and durability and are individually powder-coated with a durable, flexible polyester finish.



All beds are fully mobile and lockable at any height for ergonomics and safety and protect walls by rising/descending virtually straight up and down.



A vascular foot rest, designed with easy-to-operate ratchet, efficiency elevates legs without propping with pillows.



Our warm, molded 3-position assist rail locks at right angles to the bed protecting caregiver and resident – optional for Encore and some Q-Series.



Optional dollies make transportation in and out of room easy. Simplifies preventative maintenance and repairs by providing easy access to all bed components.




A sturdy floor level bumper bar is standard on the Encore. Soft honeycomb roller bumpers (pictured) are standard on most Q-Series and optional on the Encore.

Choice of 7 finishes and 8 headboard profiles



Standard Melamine Profiles



Elite HPL Profiles

For ordering and technical support on beds, accessories and furniture, call: **800-268-8671**





Encore with Retractable Deck Technology




Encore: seat deck retracts during HOB elevation maintaining the user in a safer comfortable zone of vertical alignment (shaded green).

Why vertical alignment is vital in long-term care:

- Superior fall prevention When the user is kept in vertical alignment all access-points in the user's bed environment remain safely within reach.
- Superior staff protection Fixed-deck beds cannot keep the user in alignment necessitating frequent turning or repositioning of the user, increasing the prospect of staff injury.

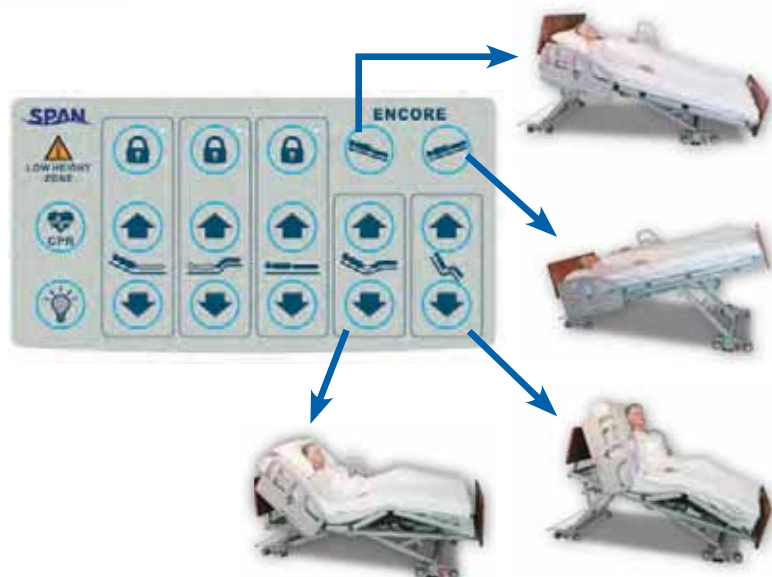


Ordinary fixed deck bed: the seat deck does not move during HOB elevation, forcing user out of vertical alignment.



Advanced Clinical Positioning

The Encore foot-end control provides one-button advanced clinical positioning with staff-only lockout.





Intelligent Smart Stop[®] Improves Low Bed Safety and Ergonomics

Encore Smart Stop puts a stop to accidental bed lowering:

- prevents falls by prohibiting the user from trying to egress from a dangerously too-low level. Lowering down into low height zone is only possible using the foot-end control.
- flashing indicators display as bed goes into low height zone
- under-bed indicators can also be switched over to discreet nighttime floor level illumination



Underbed lights illuminate below Smart Stop level.



90 degree entry/exit angle. At 12.5" from the floor, Smart Stop is ideal for safe egress and ingress.



ReadyWide[®] Integrated Expansion



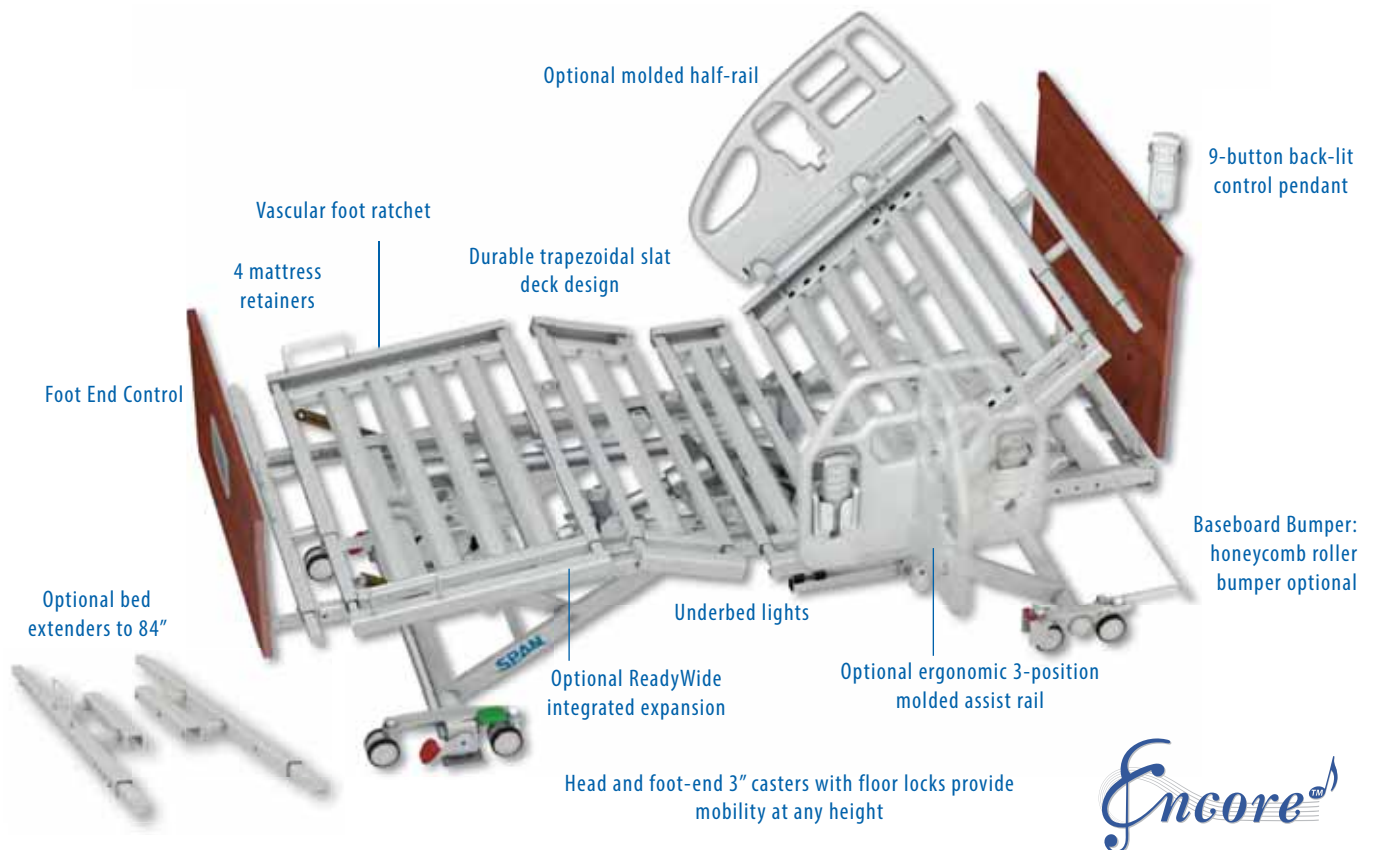
- At-the-ready, "two click" expansion: Click once to pull expander out to 39" wide. Click again for 42" width.
- Navigates narrow doorways: Expanders provide fast, hassle-free solution for in-facility bed mobility.
- Caregiver advantages: Wider surface for safer, easier transfers and ADLs.
- Bariatric bed when needed: Accommodates users up to 600 lbs (SWL).

Encore Standard Features

- Encore GlideAlign[™] retractable deck technology
- Durable easy-to-clean wide rolled slats
- Durable precision-welded construction
- Lifetime weld guarantee
- Baseboard bumper
- Robust, field-tested casters
- Travels virtually straight up and down
- Fixed mattress retainers
- Durable flexible polyester finish
- Underbed lights
- Foot-end control panel with staff-only lockout
- Advanced clinical positions - one button command
- Back-lit 9 button control pendant
- Smart Stop[™] low height warning/override
- High end vascular foot ratchet
- Foot-end floor lock for mobility at any height
- Lockable head-end casters

For ordering and technical support on beds, accessories and furniture, call: **800-268-8671**

Encore Structural Highlights



Optional Accessories:

- Bed extenders to 84"
- Ergonomic 3-position assist device
- Bed & deck angle indicator
- Snap-in pendant holder fits all rails
- Molded plastic half-rail
- Headboard mount pendant holder
- Transport dollies
- Portable backup battery
- Regular backup battery
- Drainage hooks
- IV pole
- Trapeze

Height Floor to Mattress Support	7-7/8" - 31"
Deck Angles - Back Elevation	0 - 70°
Deck Angles - Knee Elevation	0 - 30°
Bed Length - Overall Length	82", 86", 90"
Bed Length - Retraction Travel	12"
Bed Length - Sleep Surface	76", 80", 84"
Bed Width - With Side Rails	40-1/2", 43-1/2", 46-1/2"
Bed Width - Sleep Surface	35", 39", 42"
Weight of Bed (without accessories)	253 lbs / 115 kg
Safe Working Load	600 lbs / 272 kg

Item #	Description
MC9R	Encore bed with GlideAlign retractability
MC9RW	Encore bed with GlideAlign retractability, with readywide expanders up to 42" wide
MC9RZ	Encore bed with GlideAlign retractability, with built-in battery backup
MC9RWZ	Encore bed with GlideAlign retractability, with readywide expanders up to 42" wide and built-in battery backup
R9938	Three position pivot assist - universal
R9939	Three position pivot assist - set
R9308H	Half head end side assist/rail - set
R9308H-L	Half head end side assist/rail - left
R9308H-R	Half head end side assist/rail - right
Q6690	Extender kit 4" - to 84"
Q6699	Dolly set
Q6730	Universal Trapeze bar
Q6731	Encore Trapeze mounting frame
Q6708	Roller bumper kit
Q6703	Deck angle indicators with brackets



For ordering and technical support on beds, accessories and furniture, call: **800-268-8671**

The Q-Series Low Beds



The three beds of the Q-Series combine a proven robust design with outstanding safety and ergonomic features. The series includes the popular Rexx, the fast-rising Fast Rexx, and the Advantage with advanced clinical positioning. Q-Series structural highlights include:

Q-Series
Quality. Detail. Value.



Precision welded orthopedic grid decks for ventilated, flexible no-sag support.



Optional foot-end control with lockout facilitates a greater level of caregiver supervision than standard pendant controllers.



360° head and foot-end mobility options include floor locks which are activated and released with simple foot action.

Q-Series features include:

Standard:

- Precision welded orthopedic grid decks
- Durable polyester powder-coating of individual bed components
- Smooth deck design for easier disinfection
- Mobility at any height
- Vascular foot rest with easy ratchet operation
- Vertical bed movement with virtually no horizontal motion
- Arched legs allowing wide stance for clearance and stability
- Honeycomb bumpers to protect walls (Advantage has bumper bar)
- Pendant bed controller

Optional:

- Foot end controls with lockout
- Assist rails including 3-position rail
- Dollies for streamlined bed logistics and maintenance
- Stylish head and foot board options
- Bed extenders and expanders (Advantage and Rexx models)
- Mobility options including floor level locking



Fast Rising Models

Fast Rexx meets the OSHA 20 second or less bed-rising speed recommendation. Benefits include increased staff productivity and reduced staff trauma and injuries related to lifting.



Online Bed Configurator

We also invite you to visit our website to configure our beds with the options and accessories that meet the demands of your caregiving environment. Both Q-Series and Encore beds are supported.

www.spanamerica.com/config

For ordering and technical support on beds, accessories and furniture, call: **800-268-8671**

Rexx and Fast Rexx

A favorite Q-Series design available in two distinct models

Q-Series
Quality. Detail. Value.



- The Rexx which rises from 7-7/8" low to 26" high
- The fast-rising Fast Rexx which rises from 7-7/8" to 28" high in 20 seconds

The Fast Rexx meets OSHA speed recommendation of 20 seconds; can be expected to reduce staff injuries related to stooping and lifting, increase staff productivity and reduce staff turnover rates.

Standard Pendant Controller with Optional Foot-end Control



Item # Description

QD2000B	Rexx bed	Q6416LP	Rexx plastic pendant holder - head/foot board mount
QD2250B	Rexx Fast bed	Q6417LP	Rexx gooseneck pendant holder - board mount
Q6663	Swivel/locking 360° bed casters	Q6730	Universal trapeze bar
Q6674	Foot end control - Rexx	Q6733	Advantage trapeze mounting frame
Q6607	Foot end control - Fast Rexx	Q6584	Fast Rexx pendant holder - side rail mount
RM930	Three position pivot assist rail - universal	Q6591	Fast Rexx gooseneck pendant holder - side rail mount
RM950	Fixed assist rail - universal	Q6589	Fast Rexx plastic pendant holder - head/foot board mount
RAD306H	Standard 1/2 head end side rail - set	Q6590	Fast Rexx gooseneck pendant holder - board mount
RR501	3/4 length collapsible side rails		
Q6412LP	Rexx side rail mount pendant holder		
Q6414LP	Rexx gooseneck pendant holder - side rail mount		

Height Floor to Mattress Support	7-7/8" - 26" (28" Fast Rexx)
Deck Angles - Back Elevation	0 - 70°
Deck Angles - Knee Elevation	0 - 20°
Bed Length - Overall Length	84-1/2" / 88-1/2"
Bed Length - Sleep Surface	76" / 80"
Bed Width - Sleep Surface	35"
Weight of Bed (without accessories)	170 lbs / 78 kg
Safe Working Load	450 lbs / 204 kg

Bed frame, overhead view



Convenient decals indicate proper placement of each expander.

Tool-less 42" Expander Kits for Rexx and Advantage Beds

Easy on, easy off expander kits install instantly.

Require no tools, bolts, or pins.

Each kit contains 6 deck expanders (3 each right and left) required to expand a 35" bed to 42" wide.

Item # Description

Q6709 42" Deck Expander Kit for Rexx, Fast Rexx, and Advantage models



Kit is supplied with protective packaging for storage and re-use.



For ordering and technical support on beds, accessories and furniture, call: **800-268-8671**

Advantage

Smart technology for advanced clinical and resident positioning



Q-Series
Quality. Detail. Value.

- Smart technology synchronizes motors offering advanced clinical and resident positioning including auto-contour, Trendelenburg, Reverse Trendelenburg and Comfort Chair.

Height Floor to Mattress Support	7-7/8" - 30"
Deck Angles - Back Elevation	0 – 70°
Deck Angles - Knee Elevation	0 – 20°
Bed Length - Overall Length	84-3/4" / 88-3/4"
Bed Length - Sleep Surface	76" / 80"
Bed Width - Sleep Surface	35"
Weight of Bed (without accessories)	160 lbs / 73 kg
Safe Working Load	500 lbs / 227 kg

Item #	Description
QD1000B	Advantage bed
Q6663	Swivel/locking 360° bed casters
Q6615	Foot end floor lock system
Q6674	Foot end control - Advantage
RM930	Three position pivot assist rail - universal
RM950	Fixed assist rail - universal
RAD306H	Standard ½ head end side rail - set
RAD501	¾ length collapsible side rails
Q6412LP	Side rail mount pendant holder
Q6414LP	Gooseneck pendant holder - side rail mount
Q6416LP	Plastic pendant holder - head/foot board mount
Q6417LP	Gooseneck pendant holder - board mount
Q6730	Universal trapeze bar
Q6732	Rexx and Fast Rexx trapeze mounting frame
CS82	IV pole adjustable



Simply snap the deck expander into place on both sides of the head, seat and knee decks (supplied in two sets of three).



A powerful latch beneath each expander unit firmly attaches to the deck making deck expansion to 42" a snap!



Molded, half-head assist rails can be mounted securely to the expanders before installation.



Other Accessories



Item #	Description
Q6729	Universal Equipment Bar (foot end)

For ordering and technical support on beds, accessories and furniture, call: **800-268-8671**



ADVANTAGE READYWIDE

ReadyWide® Integrated Expansion



Tool-less, "two-click" expansion



Advanced Clinical Positioning



Reverse Trendelenburg



Trendelenburg

Height Floor to Mattress Support	7-7/8" - 31"
Deck Angles- Back Elevation	0 - 70°
Deck Angles - Knee Elevation	0 - 30°
Bed Length - Overall Length	82", 86", 90"
Bed Length - Sleep Surface	76", 80", 84"
Bed Width - Sleep Surface	35", 39", 42"
Weight of Bed (without accessories)	259 lbs / 118 kg
Safe Working Load	500 lbs / 227 kg
Warranty	Mechanical: 5 years Frame: 10 years Welds: 15 years

Item #	Description
MC7W	Advantage ReadyWide with foot end controls
MC7WM	Advantage ReadyWide with mobility & foot end controls
MC7WL	Advantage ReadyWide with floor lock & foot end controls
MC7WML	Advantage ReadyWide with mobility, floor lock & foot end controls
R9938	3 position molded pivot assist rail
R9939	Set of 3 position molded pivot assist rails
R9308H	Set of molded head end half side rails
R9308H-L	Left side molded head end half side rail
R9308H-R	Right side molded head end half side rail
R9518	Split side rail, 3/4 bed coverage
06749	Under bed lighting - factory installed
06701	Battery back up - factory installed
06740	Floor placement arm
06741	Retractable power cord cable reel & placement arm
06690	Bed extender to 84"
06730	Patient helper, trapeze bar, chain and hand grip
06731	Trapeze bed mounting bracket
06703	Bed and deck angle indicator
06699	Bed transportation system
06531	Honeycomb roller bumper kit



For ordering and technical support on beds, accessories and furniture, call: **800-268-8671**

Resident Room Furniture and Healthcare Facility Seating Options



Our lineup of resident room furniture includes nightstands, chests, armories, hutches, wardrobes and mirrors. Most products are available in finishes to match the Encore and Q-Series head and foot boards. Various customizing features such as extra shelves and locks are also offered on some products.



For [dining seating](#), we offer both stacking and non-stacking models.

Case goods are available in a variety of styles and finishes. Options include a wide range of materials and construction methods, such as hardwood, veneer, high pressure laminate or low pressure laminate.

Our [chair](#) series includes comfortable resident room and visitor seating in a variety of styles and colors.

The [over-bed table series](#) features adjustable models in highly durable materials to complement and simplify caregiving.

The [table collection](#) includes end tables, coffee, cocktail and card tables to complete your caregiving environments. Some products are available in both standard and premium models.

For more information visit our website www.spanamerica.com or contact your Span representative.



For ordering and technical support on beds, accessories and furniture, call: **800-268-8671**



Geo-Matt® Surface Geometry

Talk about innovation!

Perhaps Span-America's best-known product, Geo-Matt, was designed and tested in the early 1980's in conjunction with the well-known Institute for Rehabilitation and Research (TIIR) at the Baylor College of Medicine.



Geo-Matt was the very first overlay engineered specifically to counter each of the major causative factors in the formation of pressure injuries: direct pressure, shearing, friction, and the build-up of heat and moisture.

Configured with more than 800 precision-cut individually articulating cells in three distinct zones, its smaller cells give contoured support to the head and lower extremities, while the larger cells support and comfort the heavier thighs and torso.

Once launched commercially, its combination of pressure ulcer prevention and user comfort quickly made it the overlay of choice in facilities throughout the US. In the years since, we've incorporated its geometry throughout our product lines, from seat cushions to mattresses to patient positioners.



Exclusive "Ring-of-Air"® helps to ventilate surface, channeling heat away from the patient.



More than 800 individual cells respond independently to absorb pressure points and minimize shearing.



Unique Soft Skin® Sleeve protects the overlay, is vapor permeable but resistant to liquids, and doesn't interfere with support surface function.



Geo-Matt® Therapeutic Overlays

Category: Therapeutic Foam Overlays



The #1 Selling Therapeutic Foam Overlay in the U.S.

Geo-Matt therapeutic overlay is used by thousands of hospitals and nursing homes throughout North America, and has been for close to two decades. Its innovative, clinically proven design (see previous page) provides economical yet effective performance in a wide variety of care settings. Standard size is 33" wide by 72" long by 3.5" high. Weight limit 250 lbs. Other configurations, sizes, and covers are available to meet the special needs of the O.R., long term care, and pediatric/neonatal population.

Item #	Description	Qty/case
SP584-000	Geo-Matt Overlay without Soft Skin®	4
50960-580	Geo-Matt Overlay with Soft Skin sleeve (fitted)	1
50960-581	Geo-Matt Overlay with Soft Skin sleeve (torso)	4
50960-582	Geo-Matt Overlay with Fire Retardant Soft Skin sleeve (tubular)	1
50960-583	Geo-Matt Overlay with Fire Retardant Soft Skin sleeve (tubular)	4
50960-584	Geo-Matt Overlay with Soft Skin sleeve (fitted)	4
50960-585	Geo-Matt Overlay, 80" with Soft Skin sleeve (fitted)	4
50960-455	Geo-Matt Overlay, 72" with Nylon Coverlet	4
50960-458	Geo-Matt Overlay, 80" with Nylon Coverlet	4
50960-586	Geo-Matt O.R. Size (20") Overlay with Soft Skin sleeve (fitted)	4
SP653-000	Geo-Matt Overlay with Fire Retardant Soft Skin sleeve (fitted)	1
SP654-000	Geo-Matt Overlay with Fire Retardant Soft Skin sleeve (fitted)	4

Consumer sizes (does not include Soft Skin):

SP760-000	Geo-Matt Overlay, Full (Double) Size (52"W x 72"L)	1
SP761-000	Geo-Matt Overlay, Queen Size (58"W x 75"L)	1
SP762-000	Geo-Matt Overlay, King Size (2 pads; 74"W x 75"L)	1

Pediatric sizes:

50960-587	Geo-Matt Pediatric Overlay (28" x 56.5" x 2")	4
SP706-000	Geo-Matt Isolette Overlay (21" x 26" x 2")	4
SP729-000	Geo-Matt Infant Overlay (18" x 25" x 2")	4
SP730-000	Geo-Matt Isolette Overlay (21" x 26" x 2") w/nylon cover	4
SP732-000	Geo-Matt ICU Bassinet Overlay (13" x 26" x 2")	4
SP769-000	Geo-Matt ICU Overlay (12" x 22.5" x 2")	4


All pediatric overlays (except SP730-000) include Fire Retardant Soft Skin

Geo-Matt Therapeutic Overlay with Cover

		Qty/case
50960-456	Geo-Matt with Vinyl/Nylon Cover, 72"	4
50960-457	Geo-Matt with Vinyl/Nylon Cover, 72"	1
50960-459	Geo-Matt with Vinyl/Nylon Cover, 80"	4
50960-500	Geo-Matt with Vinyl/Nylon Cover, 80"	1

Geo-Matt Overlay Coverlets, Zippered Covers and Soft Skin Sleeves

5000	Geo-Matt Nylon Fitted Coverlet, 72"	4
5001	Geo-Matt Nylon Fitted Coverlet, 80"	4
5006	Geo-Matt Vinyl/Nylon Zippered Cover, 72"	4
5009	Geo-Matt Vinyl/Nylon Zippered Cover, 72"	1
5007	Geo-Matt Vinyl/Nylon Zippered Cover, 80"	4
5010	Geo-Matt Vinyl/Nylon Zippered Cover, 80"	1
50960-561	Soft Skin sleeve, 72" (fitted)	12
50960-563	Fire Retardant Soft Skin sleeve, 72" (fitted)	12
SP759-000	Fire Retardant Soft Skin sleeve, 72" (tubular)	12
50960-590	Soft Skin sleeve, 80"	12



Geo-Matt Therapeutic Overlay with Cover

Vinyl/Nylon cover with antibacterial agent built in. Side zipper with flap provides protection from fluids. Durable side elastic bands help secure overlay to mattress. Easy to clean and maintain.

WARNING: Cancer and Reproductive Harm – www.P65Warnings.ca.gov

QUICK FACTS Geo-Matt®

Primary Use:

- Pressure injury prevention in mod-high risk patients

Key Advantages:

- Proven effective in prevention and healing*
- Independent foam segments address pressure and shear
- Ring-of-Air® channels minimize heat and moisture

* Studies available on request




Additional Overlay Options

Category: Delta Pediatric Overlays

Delta Foam

Item #	Description	Qty/case
DELTA-C11	Overlay 32"x75"x3.5"	1
DELTA-120	Overlay 34"x75"x3.5"	1
Pediatric sizes:		
DELTA-200	Isolette Matt Overlay 13.5"x25"x1.75"	1
DELTA-202	Warmer Overlay 29"x23.75"x2.25"	1
DELTA-204	Crib Overlay 26.5"x53"x2.75"	1



Outstanding specialty surface for weights below 70 lbs. Ideal for pediatric settings.

All Delta foam overlays include Soft Skin.

QUICK FACTS

Delta Pediatric Overlays

Primary Use:

- Skin management in infants and children

Key Advantages:


- Proven effectiveness
- High conformance to body contours
- Economical
- Protection in home or hospital

Category: Preventative Overlays

Pressure Kair™

Channel cut side-to-side, then sliced head to foot to create individual support cells. Divided into distinctive head, torso, and foot zones.

Item #	Description	Qty/case
SP789-000	Pressure Kair 34"x72"x3.5" with Soft Skin®	4
SP889-000	Pressure Kair 34"x80"x3.5" with Soft Skin®	4



PRT Matt™

Cross-sliced in head, torso, and foot zones. Distinctive lavender color.

Item #	Description	Qty/case
50960-600	PRT-MATT 34"x72"x3" cross cut with Soft Skin® (fitted)	4
50960-604	PRT-MATT 34"x72"x3" cross cut without Soft Skin®	4



Span+Guard®

Comfortable, economical overlay. 3" peak, 2" base, in multi-zone design.

Item #	Description	Qty/case
SP799-000	Span+Guard 6 zoned pad, 3"P, 2"B with Soft Skin®	4

(Note: Covered under Medicare code E0199)



QUICK FACTS

Preventative Overlays

Primary Use:

- Pressure injury prevention in low-mod risk patients

Key Advantages:

- Low cost
- Comfortable
- More conformance to body contours than innerspring mattresses

Category: Convoluted Overlays

Convoluted Overlays

Item #	Description	Qty/case
SP22R-000	2" Convoluted Pads, Premium Density	12
SP22S-000	2" Convoluted Pads, Standard Density	12
SP32R-000	3" Convoluted Pads, Premium Density	6
SP35S-000	3" Convoluted Pads, Standard Density	6
SP45R-000	4" Convoluted Pads, Premium Density	4
SP45S-000	4" Convoluted Pads, Standard Density	4



Made from high-quality, combustion modified polyurethane foam. Specifications vary to address any level of surface discomfort. All pads are 72"L x 34"W, and are compression rolled for efficient storage.

QUICK FACTS

Convoluted Overlays


Primary Use:

- Comfort

Caution:

- Convoluted, or "eggcrate", overlays are recognized for comfort, not pressure management. Call your Span-America representative when selecting the pressure management support surface most effective for your patients' needs.





Span Seating Products

No wound care protocol or patient care plan is complete until seating needs are addressed. So, whether the goal is complete pressure removal at the injury site, chronic pain relief, therapeutic positioning, pressure injury prevention, or simple comfort, Span America offers a variety of innovative seating solutions to achieve it.



Clinically-proven Geo-Matt®

segmented top surface provides pressure management and shearing control. It also aids in the dispersion of heat and moisture through exclusive Ring-of-Air® channels at the base of each independently articulating segment.



Featured on: Geo-Matt Contour, Geo-Matt Wedge, Geo-Matt PRT, Geo-Matt 4" cushion.

Positioning features –

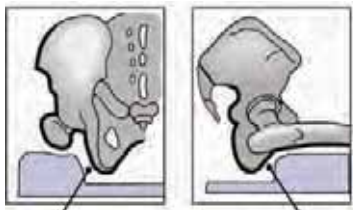
including “bucketing” to hold the pelvis in place and contoured channels to maintain the thighs in parallel alignment—help the user maintain a more healthful upright posture while playing an important role in fall prevention.



Featured on: Geo-Matt Contour, EZ-Dish, Equalizer, Isch-Dish, Isch-Dish Thin.

Pressure

Elimination at the injury site is a key to injury healing. Since 1989, the patented, pressure-eliminating pocket design of the Isch-Dish has provided the only ready-made solution for completely offloading sitting pressure from the ischials and coccyx.



Featured on: Isch-Dish

Durafilm™ Coating

a proprietary method of fusing a durable, waterproof barrier to foam increases the longevity of the product.



Featured on: Isch-Dish, Isch-Dish Thin.

Seating

Category: Treatment with Positioning



*Contoured front for added positioning.
Sleek, easy-open zippered cover.*

Isch-Dish®

The most direct seating solution for those with, or at high risk for pressure injuries at the ischium or coccyx. Exclusive fit-to-user, open pocket design provides pressure elimination and ventilation at the injury site. An important complement to any wound treatment, and for long term prevention. Promotes healthy, upright posture by controlling pelvic tilt. Reduces “sacral sitting” that can cause skin breakdown. Includes support core protected by Durafilm™ incontinence-proof coating, machine washable cover, removable Sling-Fill seat base (see page 46), 2-year warranty. Height 3.5". Weight limit for standard models 250 lbs.

Medicare Code: Skin Protection and Positioning – E2607.

Isch-Dish® Thin

Pressure relief, positioning, and pain relief for those not at high risk for pressure injuries. A full 1.25" lower than the standard Isch-Dish. Great for sensate users, including stroke and geriatric patients, and for those with chronic sitting pain due to injury or illness. Ideal for hemi-chairs, office chairs, and car seats. Preferred by active users in lightweight wheelchairs. Includes support core protected by Durafilm™ incontinence-proof coating, machine washable cover, removable Sling-Fill seat base (see page 46), 2-year warranty. Height 2.25". Weight limit 250 lbs.

Medicare Code: Positioning – E2605.



⚠️ WARNING: Cancer and Reproductive Harm – www.P65Warnings.ca.gov

Item #	Description	Qty/Cs
221N	Small Pocket Narrow, 15"W x 15"L	1
221R	Small Pocket Regular, 16"W x 16"L	1
221L	Small Pocket Long, 16"W x 18"L	1
221W	Small Pocket Wide, 18"W x 16"L	1
221F	Small Pocket Full, 18"W x 18"L	1
222R	Medium Pocket Regular, 16"W x 16"L	1
222L	Medium Pocket Long, 16"W x 18"L	1
222W	Medium Pocket Wide, 18"W x 16"L	1
222F	Medium Pocket Full, 18"W x 18"L	1
223W	Large Pocket Wide, 18"W x 16"L	1
223F	Large Pocket Full, 18"W x 18"L	1

Fire barrier versions can be ordered to conform with 2000 NFPA 101 (Life Safety Code) and Cal TB# 133 by adding “-29” to item number.

QUICK FACTS

Use for:

- Pain relief
- Prevention & treatment of skin breakdown
- Assistance with positioning

RISK LEVEL
Low Moderate High

Item #	Description	Qty/Cs
241R	Small Pocket Regular, 16"W x 16"L	1
241W	Small Pocket Wide, 18"W x 16"L	1
242R	Medium Pocket Regular, 16"W x 16"L	1
242W	Medium Pocket Wide, 18"W x 16"L	1
243W	Large Pocket Wide, 18"W x 16"L	1

Fire barrier versions can be ordered to conform with 2000 NFPA 101 (Life Safety Code) and Cal TB# 133 by adding “-29” to item number.

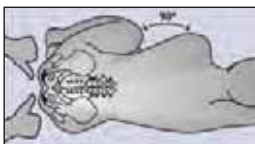
QUICK FACTS

Use for:

- Pain relief
- Prevention & treatment of skin breakdown
- Assistance with positioning

RISK LEVEL
Low Moderate High

How to measure Ischial Span:



Place patient lying down on their side with knees pulled toward chest. Feel for ischials as pictured in drawing. Measure the distance from the **center** of one ischial tuberosity to the **center** of the other. The distance measurement is the ischial span.

Determining Pocket Size:

- If the Ischial Span is – 4.25 – 5 in. = **small pocket**
5 – 5.75 in. = **medium pocket**
5.75 – 6.75 in. = **large pocket**
- Next – Then measure seat (width and length), choose item # from above.



Seating

Category: Prevention with Positioning



Multi-component construction maximizes absorption and dispersion of pressure from bony prominences



The Equalizer®

The multi-component construction of the Equalizer contoured positioning cushion features an ultra-comfortable viscoelastic “memory foam” top, a contoured foundation layer for proper positioning of the legs, and an extra-soft relief zone for high-risk bony prominences.

Three zones of a proprietary, gel-like soft polymer provide added pressure dispersion under the thighs, greater trochanters, and ischial/tailbone region. Moisture-resistant cover has a rugged nylon bottom with a 2-way stretch fabric top and convenient front carry handle. Built-in sleeve in bottom of cover allows use of molded Sling-Fill™ base (not included- see page 46) for added stability in fabric sling seats; 2-year warranty. Average weight: 4 pounds. Height: 3.5”. Weight limit 250 lbs. (500 lbs. on Bariatric sizes.)

Medicare Code: Skin Protection and Positioning – E2607.
For sizes 22” or wider, use E2608.

EZ-Dish®

A comfortable viscoelastic “memory foam” top molds to the anatomically shaped, round-edged pocket below in the high density bottom. Pocket reduces pressure on ischials and coccyx. Bottom layer is contoured to encourage healthy, upright posture and proper positioning of the legs. Cover consists of anti-slip top surface and non-skid bottom. Built-in sleeve in bottom of cover allows use of molded Sling-Fill base (not included-see page 46); 18-month warranty.

Height: 3”.

Weight limit 250 lbs.

Medicare Code: Skin Protection – E2603.



WARNING: Cancer and Reproductive Harm – www.P65Warnings.ca.gov

Item #	Description	Qty/Cs
EQ1616	Equalizer cushion, 16”W X 16”L	1
EQ1616-04	Equalizer cushion, 16”W X 16”L	4
EQ1816	Equalizer cushion, 18”W X 16”L	1
EQ1816-04	Equalizer cushion, 18”W X 16”L	4
EQ1818	Equalizer cushion, 18”W X 18”L	1
EQ1818-04	Equalizer cushion, 18”W X 18”L	4
EQ2018	Equalizer cushion, 20”W X 18”L	1
EQ2018-04	Equalizer cushion, 20”W X 18”L	4

Bariatric sizes:

BEQ2218	Equalizer cushion, 22”W x 18”L	1
BEQ2218-04	Equalizer cushion, 22”W x 18”L	4
BEQ2418	Equalizer cushion, 24”W x 18”L	1
BEQ2418-04	Equalizer cushion, 24”W x 18”L	4

Fire barrier versions can be ordered to conform with 2000 NFPA 101 (Life Safety Code) and Cal TB# 133. To order, add the suffix “-29-1” to the item number for quantity 1, or replace the “-04” suffix with “-29” in the item number for quantity 4.

QUICK FACTS

Use for:

- Pain relief
- Prevention of breakdown
- Assistance with positioning

RISK LEVEL Low Moderate High

Item #	Description	Qty/Cs
EZ1616-96	EZ-Dish w/ anti-slip cover, 16”W x16”L	6
EZ1616-96-1	EZ-Dish w/ anti-slip cover, 16”W x16”L	1
EZ1816-96	EZ-Dish w/ anti-slip cover, 18”W x16”L	6
EZ1816-96-1	EZ-Dish w/ anti-slip cover, 18”W X16”L	1
EZ1818-96	EZ-Dish w/ anti-slip cover, 18”W x18”L	6
EZ1818-96-1	EZ-Dish w/ anti-slip cover, 18”W x18”L	1
EZ2018-96	EZ-Dish w/ anti-slip cover, 20”W x18”L	6
EZ2018-96-1	EZ-Dish w/ anti-slip cover, 20”W x18”L	1

Fire barrier versions can be ordered to conform with 2000 NFPA 101 (Life Safety Code) and Cal TB# 133. To order, replace the “-96” suffix with “-29” in item number.

QUICK FACTS

Use for:

- Pain relief
- Prevention of breakdown
- Assistance with positioning

RISK LEVEL Low Moderate High



SEATING

Seating

Category: Prevention with Positioning

Geo-Matt® Contour

Exclusive Geo-Matt® anti-shearing layer on top, firmer contoured base below creates outstanding positioning and effective pressure redistribution in one. Base features contoured leg channels, abduction/adduction build-up, and pelvic bucketing to help discourage slouching. Standard cover consists of anti-slip top surface and non-skid bottom. Built-in sleeve in bottom of cover allows use of molded Sling-Fill base (not included-see page 46); 18-month warranty. Height: 3". Weight limit 250 lbs.

Medicare Code:
Skin Protection—E2603.

With Anti-Slip Cover



With Deluxe Cover

rugged Cordura nylon
with supple, stretch fabric top.



Item #	Description	Qty/Cs
262R	Geo-Matt Contour 16"W x 16"L, durafilm coating, deluxe cover	1
262W	Geo-Matt Contour 18"W x 16"L, durafilm coating, deluxe cover	1
GMC1616-96	Geo-Matt Contour, 16"W x 16"L w/ anti-slip cover	6
GMC1616-96-1	Geo-Matt Contour, 16"W x 16"L w/ anti-slip cover	1
GMC1816-96	Geo-Matt Contour, 18"W x 16"L w/ anti-slip cover	6
GMC1816-96-1	Geo-Matt Contour, 18"W x 16"L w/ anti-slip cover	1
GMC1818-96	Geo-Matt Contour, 18"W x 18"L w/ anti-slip cover	6
GMC1818-96-1	Geo-Matt Contour, 18"W x 18"L w/ anti-slip cover	1
GMC2018-96	Geo-Matt Contour, 20"W x 18"L w/ anti-slip cover,	6
GMC2018-96-1	Geo-Matt Contour, 20"W x 18"L w/ anti-slip cover	1

Fire barrier versions can be ordered to conform with 2000 NFPA 101 (Life Safety Code) and Cal TB# 133. To order, replace the "-96" suffix with "-29" in item number.

QUICK FACTS

Use for:

- Comfort
- Prevention of breakdown
- Assistance with positioning

RISK LEVEL



Geo-Matt® Wedge Cushion

High resiliency, high density foam wedge has a 4" (front) to 2" (back) taper that helps keep users' hips from sliding forward. Facilitates restraint-free positioning without compromising skin integrity, thanks to its tissue-friendly Geo-Matt® surface geometry. Cover consists of anti-slip top surface and non-skid bottom. Built-in sleeve in bottom of cover allows use of molded Sling-Fill base (not included-see page 46); 18-month warranty. Weight limit 250 lbs.

Medicare Code:
General Use – E2601.



Item #	Description	Qty/Cs
GMW1616-96	Geo-Matt Wedge w/ anti-slip cover, 16"W x 16"L	6
GMW1616-96-1	Geo-Matt Wedge w/ anti-slip cover, 16"W x 16"L	1
GMW1816-96	Geo-Matt Wedge w/ anti-slip cover, 18"W x 16"L	6
GMW1816-96-1	Geo-Matt Wedge w/ anti-slip cover, 18"W x 16"L	1
GMW1818-96	Geo-Matt Wedge w/ anti-slip cover, 18"W x 18"L	6
GMW1818-96-1	Geo-Matt Wedge w/ anti-slip cover, 18"W x 18"L	1
GMW2018-96	Geo-Matt Wedge w/ anti-slip cover, 20"W x 18"L	6
GMW2018-96-1	Geo-Matt Wedge w/ anti-slip cover, 20"W x 18"L	1

Fire barrier versions can be ordered to conform with 2000 NFPA 101 (Life Safety Code) and Cal TB# 133. To order, replace the "-96" suffix with "-29" in item number.

QUICK FACTS

Use for:

- Comfort
- Prevention of breakdown
- Assistance with positioning

RISK LEVEL



WARNING: Cancer and Reproductive Harm – www.P65Warnings.ca.gov

Seating

Category: Prevention without Positioning

Gel-T®

Segmented gel-filled bladder cradled between two soft foam layers. Provides excellent pressure redistribution and pain relief for those at moderate risk of pressure injuries. Wipe-clean cover keeps out moisture and helps reduce shear and friction.

Cover also features non-skid bottom. Perfect for use in home or facility; 18-month warranty. Height 2.5".

Weight limit 250 lbs.

* sizes 18" x 18" and larger up to 350 lbs. (500 lbs. on Bariatric sizes)

Medicare Code:

General Use – E2601.

For sizes 22" or wider, use E2602.

⚠️ WARNING: Cancer and Reproductive Harm – www.P65Warnings.ca.gov



Item #	Description	Qty/Cs
8015-05	Gel-T, 15"W x 15"L	1
8016-05	Gel-T, 16"W x 16"L	1
801618-05	Gel-T, 16"W x 18"L	1
8017-05	Gel-T, 17"W x 17"L	1
801816-05	Gel-T, 18"W x 16"L	1
8018-05	Gel-T, 18"W x 18"L	1
8019-05	Gel-T, 19"W x 19"L (fits Geri-chairs)	1
802018-05	Gel-T, 20"W x 18"L (fits Geri-chairs)	1
8021-05	Gel-T, 21"W x 21"L (fits Geri-chairs)	1
Bariatric sizes:		
B802218-05	Gel-T, 22"W x 18"L	1
B802418-05	Gel-T, 24"W x 18"L	1

Fire barrier versions can be ordered to conform with 2000 NFPA 101 (Life Safety Code) and Cal TB# 133. To order, replace the "-05" suffix with "-29" in item number.

QUICK FACTS

Use for:

- Comfort
- Prevention of breakdown



Geo-Matt® PRT (3" high density)

Modification of Geo-Matt's time-tested design creates lower, firmer base needed by more active wheelchair users. Same individually responsive cells, Ring-of-Air® heat/moisture reduction, and pressure redistribution as original Geo-Matt. Cover consists of anti-slip top surface and non-skid bottom. Built-in sleeve in bottom of cover allows use of molded Sling-Fill base (not included-see page 46); 18-month warranty. Height 3".

Weight limit 250 lbs.

(4" height/500 lb. weight limit on Bariatric sizes)

Medicare Code:

Skin Protection – E2603

(only versions with fabric cover).

For sizes 22" or wider, use E2604.

⚠️ WARNING: Cancer and Reproductive Harm – www.P65Warnings.ca.gov



Item #	Description	Qty/Cs
50746-070	Geo-Matt PRT, 18"W x 16"L, w/ Soft Skin® sleeve	6
50746-083	Geo-Matt PRT, 18"W x 16"L, w/ vinyl/nylon cover	6
PRT1616-96	Geo-Matt PRT, 16"W x 16"L, w/ anti-slip cover	6
PRT1616-96-1	Geo-Matt PRT, 16"W x 16"L, w/ anti-slip cover	1
PRT1816-96	Geo-Matt PRT, 18"W x 16"L, w/ anti-slip cover	6
PRT1816-96-1	Geo-Matt PRT, 18"W x 16"L, w/ anti-slip cover	1
PRT1818-96	Geo-Matt PRT, 18"W x 18"L, w/ anti-slip cover	6
PRT1818-96-1	Geo-Matt PRT, 18"W x 18"L, w/ anti-slip cover	1
PRT2018-96	Geo-Matt PRT, 20"W x 18"L, w/ anti-slip cover	6
PRT2018-96-1	Geo-Matt PRT, 20"W x 18"L, w/ anti-slip cover	1
Bariatric sizes (4" high):		
BPRT2218-96	Geo-Matt PRT, 22"W x 18"L, w/anti-slip cover	6
BPRT2218-96-1	Geo-Matt PRT, 22"W x 18"L w/anti-slip cover	1
BPRT2418-96	Geo-Matt PRT, 24"W x 18"L w/anti-slip cover	6
BPRT2418-96-1	Geo-Matt PRT, 24"W x 18"L w/anti-slip cover	1

Fire barrier versions can be ordered to conform with 2000 NFPA 101 (Life Safety Code) and Cal TB# 133. To order, replace the "-96" suffix with "-29" in item number.

QUICK FACTS

Use for:

- Comfort
- Prevention of breakdown



Geo-Matt® (4" medium density)

Proven design provides outstanding pressure redistribution and comfort. Unique geometry creates individually responsive cells that reduce shearing and cradle bony prominences. Ring-of-Air® design helps reduce heat and moisture build-up; 18-month warranty. Height 4".

All models 18"W x 16"L.

Weight limit 200 lbs.

Medicare Code:

Skin Protection – E2603 (only versions with fabric cover).

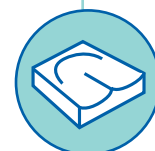


Item #	Description	Qty/Cs
50746-040	Geo-Matt, cushion only	6
50746-050	Geo-Matt with Soft Skin® sleeve	6
50746-051	Geo-Matt with fire retardant Soft Skin® sleeve	6
50746-084	Geo-Matt with anti-slip cover	6

QUICK FACTS

Use for:

- Comfort
- Prevention of breakdown



SEATING

Seating

Category: Basic Prevention and Comfort

Soft-Pedal™ Low-Profile Cushion

Multi-layer design with a memory-foam top, silicone gel (SynerGel™) pad insert and high-density foam base, provides comfort and support, and just 1-7/8" high. Ideal for self-propelled wheelchair users, or those who require or prefer a low-profile cushion. Includes a wipe-clean cover with a non-slip top and non-skid bottom.



Item #	Description	Qty/Cs
86344	16"Wx16"L, w/cover	6
86344-1	16"Wx16"L, w/cover	1
82658	18"Wx16"L, w/cover	6
82658-1	18"Wx16"L, w/cover	1
89156	20"Wx18"L, w/cover	6
89156-1	20"Wx18"L, w/cover	1

QUICK FACTS RISK LEVEL
 Low Moderate High

Use for:

- Comfort

WARNING: Cancer and Reproductive Harm – www.P65Warnings.ca.gov

Cross Cut Cushion

Economical prevention and comfort. Provides pressure dispersion and patient comfort through segmented top surface. Cover consists of anti-slip top surface and non-skid bottom. Built-in sleeve in bottom of cover allows use of molded Sling-Fill base (not included-see below); 1-year warranty. Height 3".



Item #	Description	Qty/Cs
CC1616-96	Cross-cut Cushion w/ anti-slip cover, 16"W x16"L	6
CC1816-96	Cross-cut Cushion w/ anti-slip cover, 18"W x16"L	6
CC1818-96	Cross-cut Cushion w/ anti-slip cover, 18"W x18"L	6
CC2018-96	Cross-cut Cushion w/ anti-slip cover, 20"W x18"L	6

Fire barrier versions can be ordered to conform with 2000 NFPA 101 (Life Safety Code) and Cal TB# 133. To order, replace the "-96" suffix with "-29" in item number.

QUICK FACTS RISK LEVEL
 Low Moderate High

Use for:

- Comfort

WARNING: Cancer and Reproductive Harm – www.P65Warnings.ca.gov

Convoluting Comfort Cushions

Convoluting comfort cushions are made from high-quality polyurethane foam. Specifications vary to meet differing levels of discomfort.

Note: Convoluting cushions are effective as a comfort measure only, and are not intended for use by patients at risk for pressure ulcers.

Item #	Description	Qty/Cs
50746-010	18" x 16" x 4"P (.75" base) Premium Density	12
50077-109	16" x 16" X 3"P (.5" base) Standard Density	12
50077-112	16" x 16" x 3"P (1.5" base) Standard Density	12
50746-025	18" x 16" x 4"P (.75" base) Standard Density	12
SP663-000	18" x 16" x 4"P (1.5" base) Standard Density	12

Category: Specialty Seating Accessories

Sacral Dish™

Pressure elimination, positioning, and increased comfort for those with, or at high risk, for sacral and coccygeal pressure injuries. Provides pressure-free, ventilated protection at sacrum. Semi-rigid back base and unique shape create supportive foundation to fill in chair's back upholstery. Designed to work in concert with Isch-Dish cushions. 2 year warranty.



Item #	Description	Qty/Cs
321R	Regular 16"Wide x 16"Tall	1
321W	Wide 18"Wide x 16"Tall	1
321RT	Regular Tall 16"Wide x 22"Tall	1
321WT	Wide Tall 18"Wide x 22"Tall	1

WARNING: Cancer and Reproductive Harm – www.P65Warnings.ca.gov

QUICK FACTS

Primary Use:

- Sacrococcygeal injury healing or prevention in sitting

Key Advantages:

- Totally off-loads and ventilates sacral area
- Can be used with any cushion
- Especially effective in reclined chair position

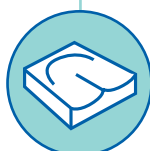
Sling-Fill™ Base

Molded ABS plastic insert fills in the gap created by fabric slings. Creates a flat, rigid foundation where needed. One size fits all. Included standard with all Isch-Dish cushions. Fits into sleeve sewn into all covers on cushions with "-96" suffix.



Item #	Description	Qty/Cs
2SFB	Sling-Fill Base, single	1
2SFBN-06	Sling-Fill Base, set of 6	6

(SynerGel is a registered trademark of Synergy Rehab Technologies, Inc.)



Geo-Wave®

Specialty Recliner Cushion



Proprietary Wave Profile

Unique segmented fins are specifically engineered to address the effects of reclining-induced shearing that is typical of institutional seating. Patented design has three distinct zoned orientations to reduce shear in multiple directions for specific seating areas. Use of this cushion also helps to reduce pressure when the user is in the upright or reclined position.



Simple Secure Attachment

Three elastic hook and loop straps located at the head, torso and foot help anchor the cushion to the chair.

QUICK FACTS

Primary Use:

- Minimizes shear and pressure typically found in institutional seating.

Key Advantages:

- Reduces effects of shearing
- Assists with positioning of user in the chair
- Wipe-clean, non-skid cover

⚠️ WARNING: Cancer and Reproductive Harm – www.P65Warnings.ca.gov

Item #	Description	Qty/Cs
WAVE-04	Geo-Wave seat cushion w/cover (18"W x 68"L)	4
WAVE-01	Geo-Wave seat cushion w/cover (18"W x 68"L)	1
WAVE22-04	Geo-Wave seat cushion w/cover (22"W x 68"L)	4
WAVE22-01	Geo-Wave seat cushion w/cover (22"W x 68"L)	1
WAVE28-04	Geo-Wave seat cushion w/cover (28"W x 68"L)	4
WAVE28-01	Geo-Wave seat cushion w/cover (28"W x 68"L)	1
Warranty: 18 months		
Weight limit: 300 lbs. (18" & 22"), 500 lbs. (28")		

Short-Wave®

Wheelchair Seat and Back Cushion



- Designed for standard wheelchairs
- Readily adaptable to any seating applications

Item #	Description	Qty/Cs
SWAVE16-04	Short-Wave cushion w/cover (16"W x 34"L)	4
SWAVE16-01	Short-Wave cushion w/cover (16"W x 34"L)	1
SWAVE-04	Short-Wave cushion w/cover (18"W x 34"L)	4
SWAVE-01	Short-Wave cushion w/cover (18"W x 34"L)	1
SWAVE20-04	Short-Wave cushion w/cover (20"W x 34"L)	4
SWAVE20-01	Short-Wave cushion w/cover (20"W x 34"L)	1

Medicare approved: Bills under BOTH E2601 (Seat) and E2611 (Back) codes concurrently.

Warranty: 18 months


Weight Limit: 300 lbs.

Designed to fit 16" or 18" deep seat

⚠️ WARNING: Cancer and Reproductive Harm – www.P65Warnings.ca.gov



SEATING



Span+Aids® Patient Positioners

Category: Extremities



Foot Drop Stop – Standard

Elevates heels, supports ankle position. Adjustable strap can accommodate ankle contracture, protect against foot drop. Square base provides stability. Ring-of-Air® design provides ventilation. 50638-511 *6/cs



Limb Elevator

Elevates casted or uncasted leg. Can be used in both supine and side lying positions. 50632-508 *6/cs
50632-308 2/cs




Foot Drop Stop – Original

Similar to standard version (above), except hexagonal base maximizes comfort by allowing user to lie with leg in multiple positions. 55555-01 *6/cs
50638-311 6/cs




Flared Leg Extension

Elevates leg and knee in extended position. SP291-000 2/cs



Cradle Boot – Original

Floats heel, supporting foot in neutral position, prevents external leg rotation. 55555-02 *6/cs



Leg Trough

Immobilizes leg and knee in neutral position. Base is contoured to posterior leg. SP033-000 2/cs



Cradle Boot – Standard

Floats heel, supporting foot in the neutral position. Well-ventilated boot is easy to use and apply. Square base provides stability, discouraging leg rotation. 50644-515 *6/cs



Upper Limb Positioner

Positions the entire upper arm with sloped groove for stability and comfort. Initially designed for use with burn patients. SP121-000 2/cs



Cock-Up Splint

Designed to help maintain hand and wrist in a desired position. Holds fingers and thumb opposed to prevent contractures. Hand stirrup is adjustable. 50640-512 *8/cs

Span+Aids® Patient Positioners

Category: Surgical & Post-Operative

NOTE: In addition to the specialty surgical positioners listed below, many other Span Positioners can also be used for site-specific positioning during surgical procedures.



Open Heart Surgery Kit

Holds each leg in externally rotated position for vein presentation. Special cuts allow for drainage tubes and sensors.

- 50666-525 *Open Heart Kit (each kit includes 2 leg positioners, 2 heel protectors, 2 leg toppers) 2 kits/cs
- 50666-625 *Replacement toppers 2 pairs/cs
- 50676-376 Economy Kit (2 leg positioners only)



O.R. Table Pillow

Used during surgery in supine or lateral position to provide support for sensitive areas of the head. Segmented squares offer maximum pressure dispersion, especially during prolonged surgical procedures.

50654-519 10/cs

(other head products page 34)



Total Knee Leg Elevator

Used in knee replacement surgery, elevates leg in flexed position.

SP195-000 1/cs



Axilla Cuff

Supports and protects axilla and upper arm during surgery.

SP010-000 12/cs



90° Leg Elevator

Bends knee at 90° angle. For use during surgery or physical therapy.

SP196-000 1/cs



Thoracotomy Arm Sling – Standard

Used with an ether screen bar, it positions hand and wrist for access to thoracic cavity without occluding IV. Adjustable hand strap allows multiple wrist positions.

50668-526 *12/cs



Laminectomy Arm Cradle Set

For use in prone position. Restricts rotation of arm, cushions axilla and provides firm support for entire limb.

50670-527 *12 pairs/cs

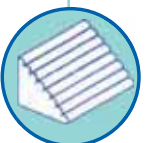


Thoracotomy Arm Sling – Economy

(Does not include hand strap.)

50676-373 12/cs

*Indicates items vacuum packed to save storage. All items conform to California Technical bulletin 117.



Span+Aids® Patient Positioners

Category: Surgical & Post-Operative



Heel Protector

Provides comfort and protection for low to moderate risk users. Adjustable strap allows a custom fit.
SP217-000 20 pairs/cs



Ulnar Nerve Protector

A full six inches wide, the ulnar nerve protector provides protection to ulnar nerve and elbow. Adjustable ventilated design.
50675-010 12 pairs/cs



O.R. Armboard Pads

Comfortably supports entire arm during surgery when used on O.R. table armboards.
50676-378 12 pairs/cs



Sacral Pad

Cushions sacral area during surgery. Segmented squares in center help disperse pressure.
SP019-000 12 pairs/cs



Elbow Protector

Comfortable protection with adjustable strap.
SP190-000 20 pairs/cs



Foam Positioning Rings

All-purpose pressure dispersion and comfort.

SP238-000	7"Wx1.75"H	48/cs
50676-374	8"Wx3"H	12/cs
SP239-000	9"Wx1.75"H	32/cs
SP167-000	8"Wx1.75"H	24/cs

Category: Abduction Pillows



Standard Abduction Pillow

Adjustable Velfoam straps.

50642-520	*SML	(17x12x4x7)	6/cs
50642-540	*MED	(22x14x4x7)	6/cs
50642-560	*LRG	(25x16x7x7)	6/cs

Economy Abduction Pillow

Adjustable Velfoam straps.

50642-320	SML	(17x12x4x7)	2/cs
50642-340	MED	(22x14x5x7)	2/cs
50642-360	LRG	(25x16x7x7)	2/cs



Abduction Pillow with Contour & Comfort Band

Adjustable Velfoam straps, contoured leg channels and a cotton comfort band.

SP122-000	SML	(18x12x4x7)	6/cs
SP119-000	MED	(23x14x4x7)	6/cs
SP197-000	WIDE	(20x19x7x7)	2/cs
SP131-000	LRG	(25x16x6x7)	6/cs



Abduction Pillow with Comfort Band

Adjustable Velfoam straps with a cotton comfort band.

50642-820	*SML	(17x12x4x7)	6/cs
50642-840	*MED	(22x15x5x7)	6/cs
50642-860	*LRG	(25x16x7x7)	6/cs



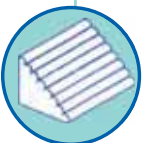
Abduction Pillow with Contour

Adjustable Velfoam straps and contoured leg channels.

SP357-000	*SML	(17x12x4x7)	6/cs
SP358-000	*MED	(22x15x5x7)	6/cs
SP359-000	*LRG	(25x16x7x7)	6/cs
SP204-000	SML	(17x12x4x7)	2/cs
SP205-000	MED	(22x15x5x7)	2/cs
SP206-000	LRG	(25x16x7x7)	2/cs

Size Guide

If patient is:
less than 5' tall use SML
5'1" to 5'11" use MED
6'0" to 6'5" use LRG



Span+Aids® Patient Positioners

Category: Head & Body




Head Support

Helps disperse pressure around cranium. Cutout floats ear when in the lateral position, or occiput when in supine position.

SP230-000 Standard Density 12/cs
50676-371 Economy Density 12/cs

Pediatric:

50676-372 Economy Density 12/cs



Geo-Matt® 30° Body Wedge

Segmented surface provides pressure dispersion while supporting trunk at a 30° angle. Also used to support arm or leg in side lying, or at foot of bed to prevent sliding in supine or gatched position.

(7 3/8" x 11-5/8" x 20")


50960-300* 6/cs
50960-301 2/cs (includes fire retardant Soft Skin®)
50960-300-96 6/cs (includes vinyl cover)

WARNING: Cancer and Reproductive Harm – www.P65Warnings.ca.gov



O.R. Head Positioner

Same as Head Support (above), but slotted to provide clearance for tubes during prone (face-down) procedures.
SP124-000 12/cs



45° Body Wedge

Supports the entire length of the torso.

50630-507* Standard 6/cs (9" x 10-1/2" x 24")
50630-307 Economy 2/cs (8" x 9-1/2" x 21")



Geo-Matt® Pillow

Comfortable support for head and neck. Disperses pressure via hundreds of segmented cells. Comes with Soft Skin® protective cover.
50960-200 6/cs



Wedge


For lateral positioning and turning.
SP039-000 (16" x 17" x 9") 6/cs



Positioning Roll

Useful for various positioning needs, including cervical or popliteal support.

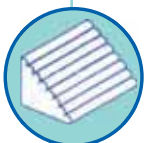
SP266-000 5" Diameter, 17" L 9/cs
50676-377 5" Diameter, 12" L 12/cs



Wedge

For lateral positioning and turning.
SP265-000 (18" x 8" x 8") 8/cs

*Indicates items vacuum packed to save storage.
All items conform to California Technical bulletin 117.



POSITIONERS



Skin Care

Category: Antifungals, Moisturizers and Zinc Oxide Barriers

SELAN+®

Takes the Mess Out of Zinc Oxide.

Selan+ is a greaseless product that absorbs quickly into the skin without leaving behind the sticky, white and hard-to-remove residue normally associated with zinc oxide products. Use Selan+ products for added protection from incontinence, wound exudates, perspiration and other body fluids. Unlike petrolatum-based products, they will not impede absorption of urine into diapers and disposable briefs.

SELAN+® Zinc Oxide Barrier Cream and Lotion

Item#	Description	Qty/Cs
PJSZC08144	Barrier Cream – 8ml Packet	144
PJSZC81000	Barrier Cream – 8ml Packet	1000
PJSZC04012	Barrier Cream – 4oz Tube	12
PJSZC16012	Barrier Cream – 16oz Jar	12



QUICK FACTS

Selan+® Zinc Oxide Barrier Creams & Lotion

Primary Use:

- Treatment and prevention of diaper rash and other rashes due to moisture, amputee tissue trauma, and the itch associated with end stage renal disease

Key Advantages:

- Satiny smooth
- Absorbs quickly
- Leaves no greasy residue
- Won't clog disposable briefs

SELAN® Silver Protective Skin Cream

A new, enhanced formula! The original cream for skin protection and care now includes Silverion® 2400 – an all-natural preservative with antimicrobial properties. Protects and soothes – even the most vulnerable areas.

SELAN® Silver Protective Skin Cream

Item# (US)	Description	Qty/Cs
SSPC04012	Protective Skin Cream – 4 oz. tube	12
SSPC08144	Protective Skin Cream – 8 ml packet	144



QUICK FACTS

Selan® Silver Protective Skin Cream

Primary Use:

- Helps prevent dry, chapped, irritated skin and skin tears
- Soothes and moisturizes for skin protection and care

Key Advantages:

- Greaseless formula
- Easy to apply, absorbs quickly
- Improves skin elasticity

SELAN+® AF Antifungal Moisture Barrier Cream

There is no longer a need for separate moisture barrier and antifungal products.

Now you can have the proven advantages of SELAN+® with added Antifungal protection.

The 2% miconazole nitrate is an effective treatment against most athlete's foot, ringworm, jock itch and superficial yeast infections. Plus the dimethicone and zinc oxide ingredients provide a barrier to protect skin from incontinence and other harsh environmental conditions.

SELAN+® AF Antifungal Moisture Barrier Cream

Item#	Description	Qty/Cs
PJSAF04012	Antifungal Cream – 4 oz tube	12



QUICK FACTS

Selan+® AF Antifungal Cream

Primary Use:

- Treats and cures most superficial yeast infections, athlete's foot, ringworm and jock itch.

Key Advantages:

- Soothing relief
- Protects against moisture
- Absorbs quickly

SELAN® DF and DM

Diabetic Care Creams with aloe extract allantoin

Selan DF: Specifically formulated for the special needs of diabetic users. Selan DF is ideal for dry, rough cracked feet. Relieves, protects and softens skin. Fragrance-free and absorbs quickly.

Selan DM: Formulated for the total body skin care needs of diabetic users. Non-greasy, easy to apply and fragrance-free, Selan DM provides intensive skin care and protection by locking in moisture.

Selan® DF and DM Diabetic Care Creams

Item#	Description	Qty/Cs
DF4012	Diabetics' Foot Care Cream – 4 oz tube	12
DM4012	Diabetics' Intensive Moisturizing Cream – 4 oz tube	12



QUICK FACTS

Selan® DF & DM Diabetics' Care Creams

Selan DF Primary Use:

- Protects, relieves, softens skin on rough, cracked dry feet

Selan DM Primary Use:

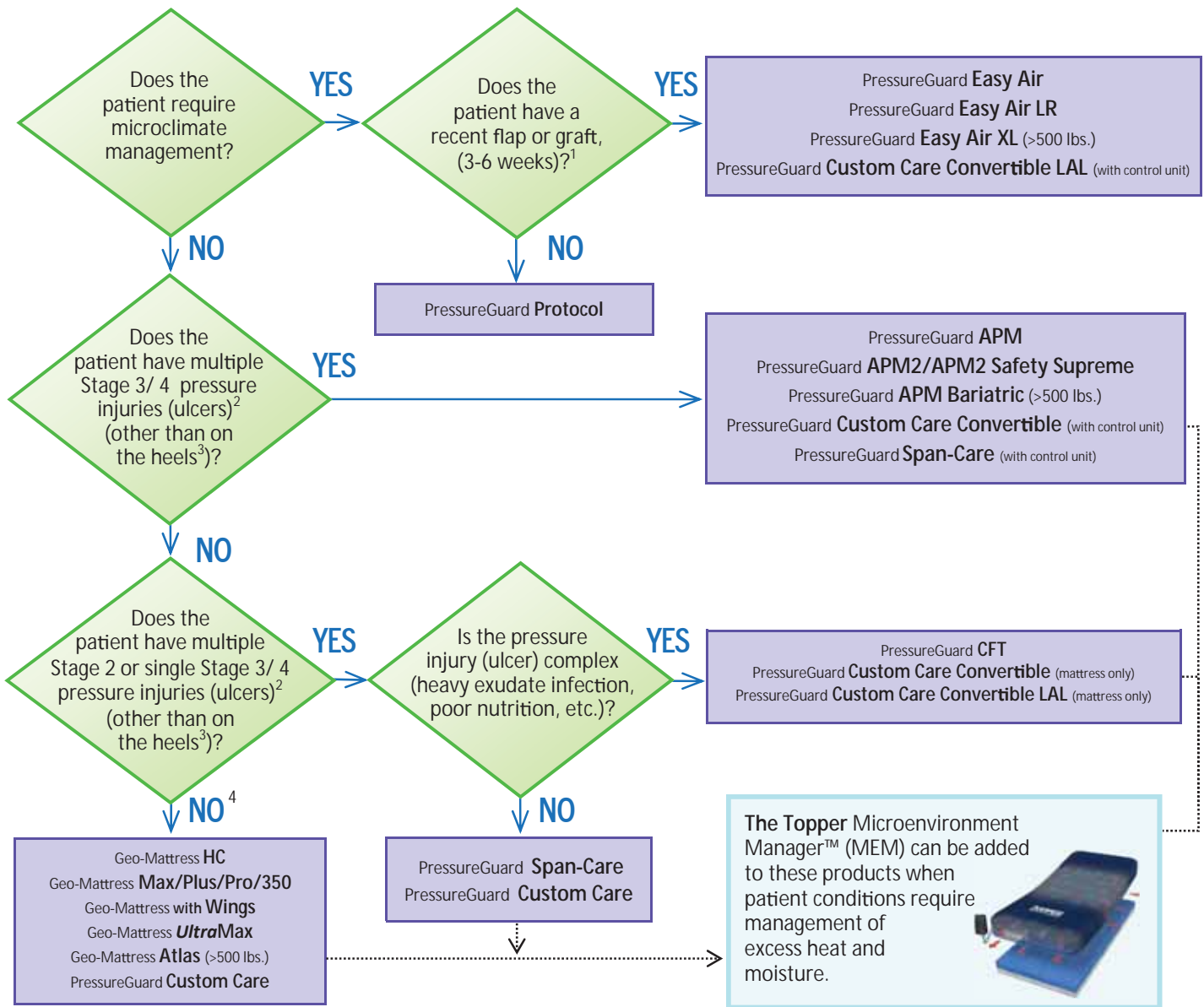
- Total body moisturizer for skin care and protection

Key Advantages:

- Absorbs quickly, fragrance-free
- Non-greasy, petrolatum-free
- Aloe extract - allantoin

Support Surface Management ALGORITHM

This algorithm is meant as a guide, not a substitute for clinical judgment. It should be used only as an adjunct to a full patient assessment, and should not preclude use of any product positioned higher on the algorithm.



Notes/Clinical References:

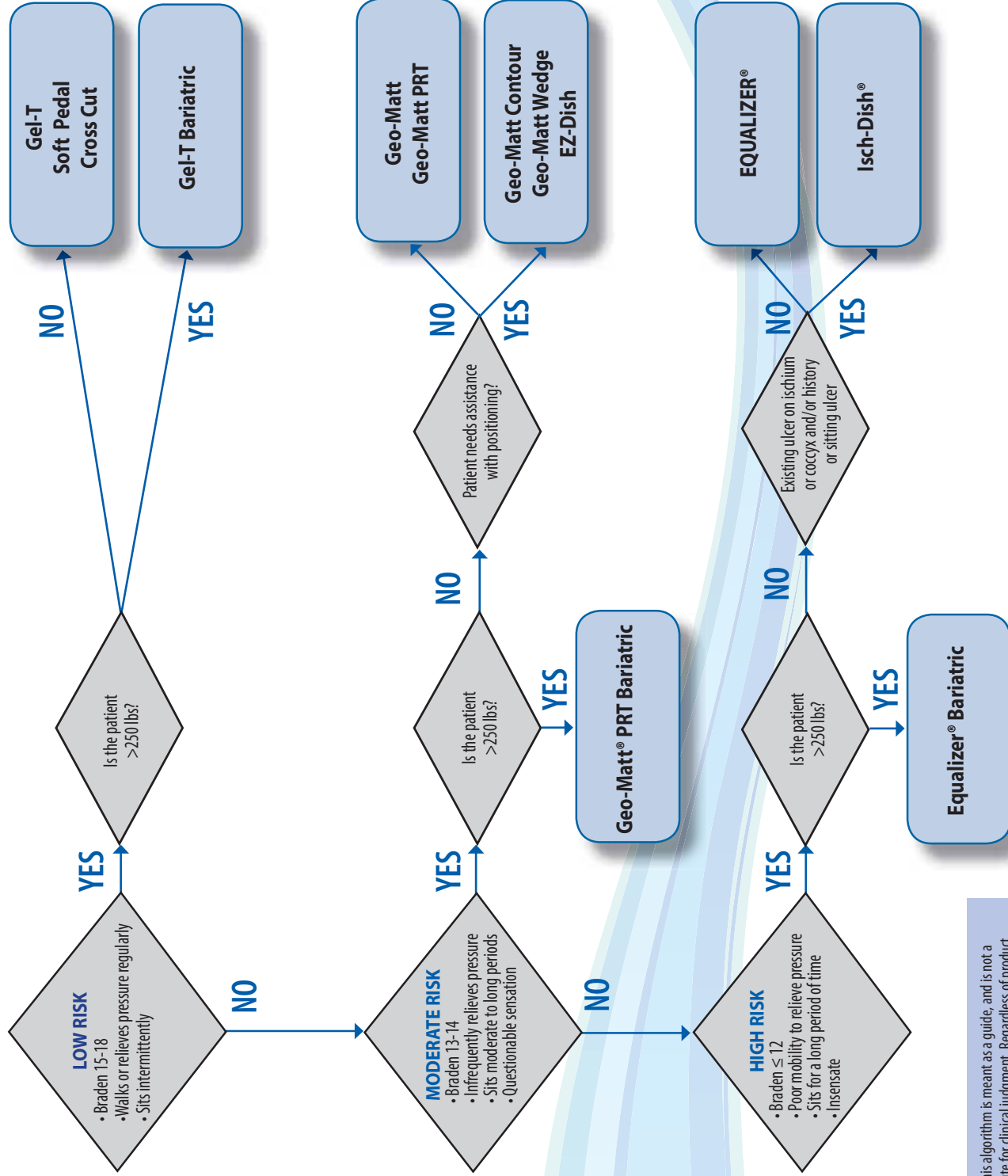
1. Follow surgeon's recommended schedule for graduated tissue loading, including specific guidelines regarding duration and repositioning. Avoid sliding resident on surface during repositioning, ADLs & transfers. *Source: Wound Care Practice. Sheffield, P. 1st edition, 2004, Chapter 17, P. 345.* Other Span surfaces may be appropriate if used according to the guidelines.
2. In situations where positioning on the pressure injury (ulcer) cannot be avoided (e.g. the individual has multiple injuries [ulcers] on multiple surfaces), limit the amount of time the individual is positioned on the injury (ulcer). *Source: NPUAP/EPUAP Pressure Ulcer Prevention & Treatment, Clinical Practice Guideline, p. 66-67.*
3. Heel injuries (ulcers) are difficult to heal and should be elevated off of the bed. Consider using Heel Manager™ or other Span positioners.
4. *UltraMax* may also be appropriate for multiple Stage 2 or single Stage 3 pressure injuries (ulcers), and Max, Plus, Pro, Wings, Atlas or 350 may be appropriate for single Stage 2 pressure injuries (ulcers), based on full assessment of skin status and repositioning required, according to best clinical practice and judgment.

Arabic numbers are now used in the names of the stages instead of Roman numerals. The term "pressure injury" replaces "pressure ulcer" in the National Pressure Ulcer Advisory Panel Pressure Injury Staging System according to the NPUAP. *NPUAP press release 4/13/16*

	Non-powered Air Therapy				Alternating/Lateral Rotation				Microclimate Management ["Low Air Loss" (LAL)]				Bariatric		
	Custom Care®	CFT®	SpanCare® Convertible	Custom Care® Convertible	Custom Care® Convertible LAL	APM	APM™ / Safety Supreme	SpanCare® Convertible w/control unit	Custom Care® Convertible w/control unit	Protocol®	Easy Air® EasyAir® LR	Custom Care® Convertible LAL w/control unit	Bariatric CFT®	Bariatric APM	Easy Air® XL
Therapy Modalities	✓	✓	✓	✓	✓	✓	✓	✓	✓	✓	✓	✓	✓	✓	✓
Frame Types	✓	✓	✓	✓	✓	✓	✓	✓	✓	✓	✓	✓	✓	✓	✓
Control Unit Features	✓	✓	✓	✓	✓	✓	✓	✓	✓	✓	✓	✓	✓	✓	✓
Microclimate Management	✓	✓	✓	✓	✓	✓	✓	✓	✓	✓	✓	✓	✓	✓	✓
Mattress Construction	✓	✓	✓	✓	✓	✓	✓	✓	✓	✓	✓	✓	✓	✓	✓
Cover	✓	✓	✓	✓	✓	✓	✓	✓	✓	✓	✓	✓	✓	✓	✓
General	✓	✓	✓	✓	✓	✓	✓	✓	✓	✓	✓	✓	✓	✓	✓
	E0373	E0373	E0373	E0373	E0373	E0277	E0277	E0277	E0277	E0277	E0277	E0277	E0373	E0277	E0277
	500	500	500	500	500	350	350	350	350	400	500 (350 LR)	500 (350 LR)	750	750	1000
	5 yrs.	5 yrs.	5 yrs.	5 yrs.	5 yrs.	18 mos.	18 mos.	18 mos.	5 yrs.	18 mos.	2 yrs.	5 yrs.	5 yrs.	18 mos.	2 yrs.
	18 mos.	18 mos.	18 mos.	18 mos.	18 mos.	18 mos.	18 mos.	18 mos.	18 mos.	18 mos.	18 mos.	18 mos.	18 mos.	18 mos.	18 mos.
	✓	✓	✓	✓	✓	✓	✓	✓	✓	✓	✓	✓	✓	✓	✓
	Meets Federal Fire Safety Regulations	Meets Federal Fire Safety Regulations	Meets Federal Fire Safety Regulations	Meets Federal Fire Safety Regulations	Meets Federal Fire Safety Regulations	Meets Federal Fire Safety Regulations	Meets Federal Fire Safety Regulations	Meets Federal Fire Safety Regulations	Meets Federal Fire Safety Regulations	Meets Federal Fire Safety Regulations	Meets Federal Fire Safety Regulations	Meets Federal Fire Safety Regulations	Meets Federal Fire Safety Regulations	Meets Federal Fire Safety Regulations	Meets Federal Fire Safety Regulations

*Meets coding requirements. Code applied for:

SEATING TISSUE LOAD MANAGEMENT ALGORITHM



Note: This algorithm is meant as a guide, and is not a substitute for clinical judgment. Regardless of product selection, a full assessment of skin status and repositioning is required according to best clinical practice.

Seat/Back Combination Products for Prevention with Positioning
LOW to MODERATE risk

Short Wave[®] Seat and Back Cushion

Geo-Wave[®] Specialty Chair Cushion



better science. better care.

Seating Matrix Innovative Solutions

Level of Care	Treatment w/Positioning		Positioning	Skin Protection				General Use					
	Isch-Dish®	Equalizer®	Isch-Dish® Thin	EZ Dish®	Geo-Matt® Contour	Geo-Matt® PRT	Geo-Matt®	Geo-Matt® Wedge	Gel-T®	Soft Pedal	Cross Cut	Short Wave®	Geo-Wave®
Core	General Use				✓			✓	✓	✓		✓	✓
	Skin Protection	✓	✓	✓	✓	✓	✓						
	Positioning Features	✓	✓	✓	✓			✓					
	Treatment Surface	✓											
	Geo-Matt®					✓	✓	✓				✓	✓
Cover	Passive Microclimate Mgmt.				✓	✓	✓	✓				✓	✓
	Minimizes Shearing				✓	✓	✓	✓				✓	✓
	Gel Components		✓									✓	✓
General	Anti-Slip Bottom				✓	✓	✓	✓				✓	✓
	Machine Washable	✓											
	Two-way Stretch Fabric Top	✓											
	Wipe Clean				✓	✓	✓	✓				✓	✓
General	Medicare Code *Bariatric Code	E2607	E2607	E2603	E2603	E2603	E2603	E2601	E2601	E2601	E2601	E2601	E2601 E2611*
	Therapeutic Weight Limit (lbs.)	250	250	250	250	250	200	250	250	250	250	300	300
	Bariatric Weight Limit (lbs.)		500			500							
	Warranty	2 yrs.	2 yrs.	2 yrs.	18 mos.	18 mos.	18 mos.	18 mos.	18 mos.	18 mos.	1 yr.	18 mos.	18 mos.
	Seat and Back Cushion											✓	✓
General	Height of Cushion (Inches)	3.5"	3.5"	2.25"	3"	3" standard 4" bariatric	4"	4" front 2" back	2.5"	1.9"	3"	3"	3"
	Viscoelastic Top	✓			✓								✓

Our latest offering...

Ceiling Lifts

Portable lifts for Mobility at Home

- Designed for easy, intuitive use.
- Lithium-ion battery for optimal performance, less charging time and extended life (up to five years)
- SureClip sling clip for added safety
- Paired with a gantry system for simple lifting from wheelchair to bed



Fixed lifts for Healthcare Facilities

All the features of the portable lifts, plus

- Patented FastTrack systems for all applications
- Facility-friendly design, including fray-resistant strap, waterproof handset, smart spreader bar, sensible emergency cord
- Easy servicing without removal from the track
- Enhanced safety features for caregivers and patients



For more details about Savaria Ceiling Lifts, specifications, accessories and where to purchase, visit:

ceiling-lift.com



LIFTS



Proudly Made in North America



Phone: (800) 888-6752 • Monday-Friday, 8:00 AM – 5:00 PM, EDT

Fax: (864) 288-8692 • 24 hours/day, 7 days/week

E-Mail: info@spanamerica.com

www.spanamerica.com

©2018 Span-America Medical Systems, Inc. • P.O. Box 5231 Greenville, SC 29606

